

# Sisukord

<b>RECEIPT</b>	3
<b>1. Use</b>	3
1.1. Differences between the new Receipt document and the old Receipt document	3
<b>2. Receipt buttons</b>	4
2.1. Header buttons	4
2.2. Row buttons	4
<b>3. Receipt fields</b>	5
3.1. Header fields	5
3.2. Row fields	6
<b>4. Fine-tuning</b>	7
<b>5. Receipt types</b>	7
<b>6. Receipt transactions</b>	8
<b>7. Prepayments via PreID</b>	8
<b>8. Import from the bank</b>	10
8.1. Import of factory receipts	10
<b>9. Placing several invoices in a row</b>	13
<b>10. Refund to the customer</b>	13
<b>11. Examples</b>	14
11.1. System setting - Finance transactions from ledgers in rows	14
11.1.1. Finance transaction with options NO - Finance transactions from ledgers in rows	15
11.1.2. Option DEBT PART - Finance transactions from ledgers in rows	15
11.1.3. Option ASSET PART TOO - Finance transactions from ledgers in rows	15
11.1.4. Options like PAYMENT FILE - Finance transactions from ledgers in rows	16
<b>12. Receipt of sales invoice in currency ON THE NEW "RECEIPT" DOCUMENT</b>	16
12.1. Full receipt of the sales invoice in the currency	16
12.1.1. Receipt of the sales invoice in the same currency	17
12.1.2. Receipt of the sales invoice in the base currency (EUR) exactly at the central bank rate of the day	18
12.1.3. Receipt of the sales invoice in the base currency (EUR) not at the central bank rate of the day	19
12.1.4. Receipt of a currency sales invoice in another currency (not in the base currency) with exact daily central bank rate	19
12.1.5. Receipt of a currency sales invoice in another currency (not in the base currency) not at the central bank rate	20
12.1.6. Prepayment from the customer in currency	21
12.2. Partial receipt of the invoice in the currency	22
12.2.1. Partial receipt of an invoice in the same currency	22





Ta strona nie jest jeszcze kompletnie przetłumaczona. Pomoc mile widziana.

(po skompletowaniu usuń ten komentarz)

# RECEIPT

Receipt is a document that records the customer's receipts. Nettings, invoice payments and prepayments can be created using receipt document. Payment files can be imported from the bank to the receipt. Receipts can be made directly and through an order. The receipt reduces customer`s balance.

## 1. Use

1. From the payments register create new payment by pressing "F2-Add new" button. Fill in necessary fields. To keep the document, press "Save" button. Payment should be confirmed by pressing "Confirm" and "Save" after the data is verified.
2. Receipt from order. Press „Receipt“ on order. A document will appear in a new window, in order to save it, it is necessary to press the „Save“ button. Document should be confirmed by pressing "Confirm" and "Save" after the data is verified.
3. Receipt can also be created from the reports: receipt forecast and invoice list.

### New design

Receipt 107735 Confirmed Last changed by (16.10.2022 at 15:45:23)

Related documents: kanne

Number	Date	Reference	Received	Invoices sum	Received currency	Pay mode
107735	31.05.2022		933.45	933.45	1000.00	P
Comment	Object	Difference	Fee	Project	User	
		50.53	0.00			
Location	194.126.96.68					

Copy selection Delete selection Bulk Insert

No.	Invoice	Order	Customer	Name in bank	Object	Project	Bank cur	Rate R	Bank sum	Account	PreID	Invoice cur	Inv. Balance
1	100230		1001	Big Client	PROD		EUR	1	933.45			USD	1000.00

### Old view

Transaction There is a new design available of this document. Try new version

Close New Copy Refresh CashIN Prepayment Invoice Print Mail F OPEN << >> Status: Confirmed

Number	Date	Reference	Received	Invoices sum	882.92	Received currency	933.45
107735	31.05.2022		933.45				
Pay mode	Comment	Object	Difference	Fee	0.00	Project	User
P			50.53	0.00			JANE
Location	194.126.96.68						

Last changed by: 16.10.2022 15:45:24

NO Invoice	Order	Customer	Name in bank	Object	Project	Bank cur	Rate R	Bank sum	Fine	Fee	Fee cur.	VAT code Invoice cur	Inv. Balance	Received	Date
1	100230	1001	Big Client	PROD		EUR	1	933.45	0.00	0.00		USD	1000.00	1057.23	
2															

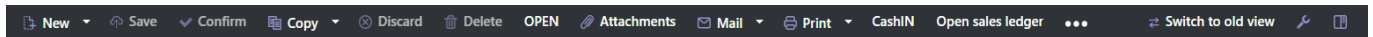
## 1.1. Differences between the new Receipt document and the old Receipt document

- Receipts in different currencies: [Receipt of sales invoice in currency](#)

- Added **Open sales ledger**, which opens a blank sales ledger report
- A mandatory object level requirement check has been added to the account
- An information column **Received EUR** has been added to the rows, which calculates the sum received in the currency of each receipt row into the base currency at the rate of the day of receipt.

## 2. Receipt buttons


### 2.1. Header buttons





- **New** - opens new empty payment document. Checks if previous document has any unsaved changes
- **Save** - saves the document
- **Confirm** - pressing "Save" after pressing "Confirm" confirms the document
- **Copy** - creates a copy of existing document. Opens new document that has most fields filled as on previous document. Date of creating the copy is by default marked as the new document date. Document number range is by default selected from the user settings that created the copy.
- **Discard** - interrupts document filling without saving, same does F5.
- **Delete** - deletes the document
- **Open** - allows to open the document (if the user has rights).
- **Attachments** - possibility to add attachments
- **Mail** - sends printout with e-mail. In case there is more than one printout designed pressing "Mail" with right mouse button will open the selection.
- **Print** - creates printout. After pressing "Print" printout preview will be shown for a moment and after that print dialog will be opened. For separate printout preview hold "Shift" button on keyboard and press "Print" on the document. In this case print dialog will not be shown automatically. After pressing "Ctrl" + "P" on keyboard print dialog will be opened. If there is more than one printout designed pressing "Print" with right mouse button will open the selection.
- **CashIn** - generates a Cash In order
- **Open sales ledger** - opens a blank sales ledger report

### 2.2. Row buttons



- **Copy selection** - copies the selected rows to the copy buffer. To select rows, press on the row number. The button is not active if no rows are selected. Copied rows can be pasted from the row context menu (opens when you right-click on the line number) with „paste rows“.
- **Delete selection** - deletes the selected rows. To select rows, press on the row number. The button is not active if no rows are selected.
- **Bulk insert** - allows to fill/place rows based on a spreadsheet (mostly excel). The order in which the columns should be is listed in the HELP under the Bulk insert button.
-  - these buttons affect the height of the rows.

-  - for exporting table or selected rows to Excel.
-  - from this button row fields can be selected and unselected. Only selected fields are displayed on the document.

## 3. Receipt fields

### 3.1. Header fields

- **Status** - shows document status. Possible statuses:
  - „New“ - document is created but not saved;
  - „View“ - document is unconfirmed and open and there is no unsaved changes;
  - „Changed“ - there are unsaved changes;
  - „Confirming“ - confirming document is started (by clicking „Confirm“) but „Save“ button is not yet pressed. This process can be cancelled by clicking „Confirm“ again.
  - „Confirmed“ - document is confirmed and not changeable
- **Number**- document's number is created automatically when the document is saved for the first time. If necessary document number range can be changed with double-click or pressing „Ctrl“ + „Enter“ on the keyboard.
- **Date**- receipt date. When opening new receipt the document creation date will be shown in this field. Date can be changed if necessary.
- **Reference**- reference number can be used when adding invoice on the receipt. Reference number in the receipt header will be added to transaction reference field.
- **Received**- total sum of invoices on the receipt rows, the total sum received in the base currency.
- **Invoices sum** - the sum of invoices received in the base currency at the exchange rate of the invoice creation date.
- **Received currency** - received to bank in currency. If received in a different currency, all sums are added together.
- **Pay mode**- receipt payment mode, shows how the customer has paid the invoice. With double-click or „Ctrl“ + „Enter“ it's possible to select, change or to add new payment mode. Payment mode settings can be found Settings > Finance settings > Payment mode. On prepayment payment mode type „Equal“ should be used to avoid mistakes. Type „Equal“ checks that using prepayment gives total sum 0. Currency sums are also calculated when used.
- **Comment**- informative field. In the case of a prepayment, the program automatically enters information about the prepayment into the cell.
- **Object**- object used in accounting calculation. Using objects is not mandatory, except when objects are already in use and there is a need to add particular object to the sum of money. Selection of objects can be opened with double click or “Ctrl” + “Enter” combination.
- **Difference** - profit/loss from exchange rate changes
- **Fee** - field for bank fees, shows how much bank fee was calculated in the bank.
- **Project**- project code. This is used in case where receipt needs to be connected with certain project. When project is used on receipt, this document will be shown in project reports. Selection of projects can be opened with double click or “Ctrl” + “Enter” combination.
- **User** - creator of this document

## 3.2. Row fields

- **NO** - number of the row
- **Invoice** - to help adding right invoice number to the receipt, partially or fully unreceived invoices list can be opened with double click or "Ctrl" + "Enter" combination. Invoice number can be also added manually.
- **Order** - to help adding right order number to the receipt, partially or fully unreceived orders list can be opened with double click or "Ctrl" + "Enter" combination.
- **Customer** - customer code. Can be selected from customers registry by double click or with "Ctrl" + "Enter" combination.
- **Name in bank** - customer's name will be added here if customer is pasted on the document, informative field
- **Object** - object used in accounting calculation. Using objects is not mandatory, except when objects are already in use and there is a need to add particular object to the sum of money. Objects list can be opened with double click or "Ctrl" + "Enter" combination.
- **Project** - project code. This is used in case where receipt needs to be connected with certain project. When project is used on receipt, this document will be shown in project reports. Projects list can be opened with double click or "Ctrl" + "Enter" combination. Mostly used for receipts with multiple rows, when the invoices are related to different projects.
- **Bank cur** - if the money has been received in a currency, the currencies list can be opened with double click or "Ctrl" + "Enter" combination.
- **Rate R** - current exchange rate of the selected currency
- **Bank sum** - the sum that needs to be received is placed in the cell when entering the invoice or order. It can be changed, for example, if the invoice is received partially. Example: the balance of the invoice is 550 EUR and 250 EUR has been received. Then the 550 EUR in the cell can be changed to 250.
- **Account** - account number for prepayment transaction.
- **PreID** - Directo generates a prepayment ID or value for each receipt row with a positive prepayment sum.
- **Invoice cur** - shows the currency of the invoice. It cannot be changed. This option remains in the Bank cur cell.
- **Inv. Balance** - invoice balance, cannot be changed
- **Rate Service** - actual receipt rate (NEW RECEIPT DOCUMENT)
- **Fine** - fine sum
- **Fee** - is the bank fee cell, i.e. it shows the sum, how much the service fee was calculated in the bank.
- **Fee cur.** - bank fee currency indicator
- **VAT code** - can be selected from vat code list by double click or with "Ctrl" + "Enter" combination.
- **Received** - shows how much of the invoice's outstanding balance or how much of the prepayment was received
- **Date** - receipts of several different days can be added to one receipt document.
- **Customer Total EUR** - shows customer's total sum. If one customer is on several rows, customer's total sum will be shown on the first row.
- **Prepayment SN** - prepayment serial number
- **Description** - text field
- **Reg No/ID number** - manually filled field
- **Bank account/IBAN** - bank account number
- **Received EUR** - informative field. Calculates the **Received** sum in currency of each receipt row into base currency with the rate of the receipt day.

- **Bank row** - if a receipt is created from a bank statement, it shows which bank statement row it is related to. If the sum is divided between several invoices, when creating a receipt from a statement, then all these rows have the same statement row number in front of them. If it is necessary to change the sum of a row (for example, mark it as linked to other invoices or as prepayment), the receipt row must be deleted and the data placed again. In this case, the „Bank row“ cell remains empty. (ON THE NEW RECEIPT DOCUMENT).

## 4. Fine-tuning

The screenshot shows a 'Preferences' dialog box with a close button (X) in the top right corner. There are two tabs: 'Personal' and 'System', with 'System' selected. The settings under the 'System' tab are:

- Customer name to Receipt comment
- Fee is subtracted from Received field
- Show customer warning
- Attachment preview: A dropdown menu currently showing 'None'.
- Check the invoice number from the explanation

At the bottom right of the dialog, there are two buttons: 'Restore' (with a circular arrow icon) and 'Save'.

- **SETTING:** System, Personal. If automatic receipts are set up from the bank statement applies system setting. If receipts are created manually applies personal settings.
- **Customer name to Receipt comment:** customers names on receipt go into the comment box as a comma-separated list.
- **Fee is subtracted from Received field:**
- **Show customer warning:** displays a customer warning, if the receipt sum differs from the invoice sum.
- **Attachment preview:** shows .pdf documents attached to the receipt
- **Check the invoice number from the explanation:** checks the invoice number in the receipt explanation

## 5. Receipt types

- **Usual receipt** - customer pays unpaid invoice, the invoice paid by the customer is selected for the receipt row.
- **Prepayment** - if the customer has paid a prepayment or the sum received is bigger than the invoice, then the remaining sum goes to the customer's prepayment. The customer to whom

the prepayment belongs is placed to receipt, prepayment sum is written to Bank sum cell. Prepayment deleting has the same process, only the sum is written with a „-“ sign. NB! Invoice number is not marked in prepayment.

- **Netting receipt** - if you want to withdraw money from the account as a prepayment, a two-line receipt is made. The first row contains the invoice number, the customer and the sum with a „-“ sign, in the second row is the customer WITHOUT an invoice number and the sum with a „+“ sign. However, if the customer has an unlinked prepayment and wants to link it to the invoice, a receipt with the opposite signs is made i.e. in the first row the invoice number, customer and sum with a „+“ sign and in the second row the customer without the invoice number and with the sum „-“.
- **A separate instruction has been made for receipts and prepayments**, which describes how to report various receipts, how to make a prepayment and how it is possible to delete a prepayment. Read more → [Ettemaksud ja laekumised](#)

## 6. Receipt transactions

What	D/C
<b>Usual receipt</b>	
Money	debit
Customer debt	credit
<b>Prepayment</b>	
Money	debit
Customer prepayment	credit
<b>Deleting prepayment in an „Equal“ payment type</b>	
Customer prepayment	debit
Customer debt	credit

Finance account for money is taken from the payment type - whether bank, cash account, netting, etc. Finance account for customer debt and prepayment are taken from the customer class or from System settings > Sale settings > Invoice debit, receipt credit; Receript customer prepayment.

## 7. Prepayments via PreID

These receipt rows, which do not refer to any specific sale invoice, affect the prepayment balance in the sales ledger and the customers prepayment balance in the balance sheet. Directo generates a unique prepayment ID or PreID value for each payment row with a positive prepayment sum, which can later be used to link the purchase invoice to a specific prepayment row.

In the prepayment row can use the account to which the prepayment can be entered in the balance sheet - if the account is left empty, it will be taken either from the customer's class settings in the receipt row or if no account has been specified in the customer's class, then from the system settings Receipt customer prepayments. Prepayment row object and project are used to create the transaction, whether the account is filled in the receipt line or not.

An example of a receipt where two prepayments of different sums and purposes have been received from the same customer (the picture shows only the fields important for the given topic):



New design

No.	Invoice	Order	Customer	Name in bank	Object	Project	Bank cur	Rate R	Bank sum	Account	PreID
1			1020	A&E Office OY	ADM,PARNU_PROD	P001	EUR	1	500.00		63
2			1020	A&E Office OY	SALES,PARNU_PROD	P002	EUR	1	1000.00		64

Old view

NO	Invoice	Order	Customer	Name in bank	Object	Project	Bank cur	Rate R	Bank sum	Inv. Balance	Received	Date	Customer Total	Prepayment SN	Account	PreID
1			1020	A&E Office OY	ADM,PARNU_PROD	P001	EUR	1	500.00	0.00	500.00		1500			63
2			1020	A&E Office OY	SALES,PARNU_PROD	P002	EUR	1	1000.00	0.00	1000.00					64
3																

In the case of such a receipt is created a transaction that uses one of the bank accounts resulting from the payment method, but the prepayment is credited to two different accounts and to different objects and projects.

New design

No.	Account	Object	Project	Description	Debit	Credit	Currency	Rate	Cur. Debi	Cur. Cre
1	111201	ADM,PARNU_PROD	P001	A&E Office OY	500.00		EUR	1	500.00	
2	111201	SALES,PARNU_PROD	P002	A&E Office OY	1000.00		EUR	1	1000.00	
3	212101	ADM,PARNU_PROD	P001	A&E Office OY		500.00	EUR	1		500.00
4	212101	SALES,PARNU_PROD	P002	A&E Office OY		1000.00	EUR	1		1000.00

Old view

NO	Account	Object	Project	Description	Debit	Credit	VAT code	Date	Customer
1	111201	ADM,PARNU_PROD	P001	A&E Office OY	500.00				1020
2	111201	SALES,PARNU_PROD	P002	A&E Office OY	1000.00				1020
3	212101	ADM,PARNU_PROD	P001	A&E Office OY		500.00			1020
4	212101	SALES,PARNU_PROD	P002	A&E Office OY		1000.00			1020


The receipt rows identified via PreID can be linked to the invoice. To make a choice, must click on the Prepayment link in the invoice header, which opens a section on the invoice, where can see the PreID of the given customer with an usable balance.

A double-click inside any of the Selected column fields will attempt to match that specific prepayment with invoice prepayment uncovered sum.

Receipts: -

Last changed by: 19.12.2022 11:23:22 % Discount Refresh rows

Currency	EUR	Total weight	0	VAT	0.00	Subtotal	60.00	Prepayment	60.00			
Date	Document	Comment	Int. part no.	Description	Serialnumber	Object	Project	PreID	Sum	VAT Code	Used Balance	Selected
31.10.2022	Receipt 107813					ADM,PARNU_PROD	P001	63	500.00	0.00	500.00	0.00
31.10.2022	Receipt 107813					SALES,PARNU_PROD	P002	64	1000.00	0.00	1000.00	60.00

 PreIDs manual selection is not mandatory! If no manual selection is made or the selected sums do not fully cover the invoice prepayment sum, selects Directo automatically the necessary IDs using the FIFO method.

In this example is selected PreID 64, where a prepayment account was used on receipt, which has not been specified in any customer class or in the system settings.

After confirming the invoice is created following transaction:

New design

No.	Account	Object	Project	Description	Debit	Credit	Currency	Rate
1	113101	PROD		Accounts Receivable	60.00		EUR	1
2	411001	DAVIDD,PROD		Computer		60.00	EUR	1
3	113101	PROD		Accounts Receivable		60.00	EUR	1
4	125511	ADMIN,TALLINN	P002	Prepayments for Tangible assets	60.00		EUR	1

The prepayment row uses the account, object and project resulting from the receipt row associated with the selected PreID.



If the object was not filled in the receipt row to which the PreID refer to, is used invoice object for corresponding transaction row.



If the system setting Prepayment takes object from Customer/Supplier is something other than No, the object found via PreID is not used.

To reduce the prepayment balance with the receipt, you must select a PreID with a sufficient balance to the receipt row with a negative sum to be paid. Double-click in the PreID field of the corresponding receipt row, after which the PreID placer opens.

PREID	CURRENCY	OBJECT	PROJECT	ACCOUNT	BALANCE	CUSTOMER
<input type="text" value="63"/>	<input type="text" value="EUR"/>	<input type="text" value="ADM,PARNU_PROD"/>	<input type="text" value="P001"/>	<input type="text" value=""/>	<input type="text" value="-500"/>	<input type="text" value="1020"/>
64	EUR	SALES,PARNU_PROD	P002		-1000	1020

In the given example the PreID 64 usable balance is 940 euros, even though a prepayment of 1,000 euros was initially withdrawn. The reason is that when linking the PreID with the sales invoice, 60 euros were spent from the original 1,000 euros and the usable balance is 940 euros.

## 8. Import from the bank

The program allows to import receipts from the internet bank. For that there is a button **IMPORT SEPA EST** on the receipt document.

To use this option, it is necessary to create a receipt file on the bank page and save it to computer, then make a new receipt in the program and press the button **IMPORT SEPA EST**. A window opens where you can insert the file saved from the bank into the program. Another window will then open asking to link the receipts to the correct invoices. Once the data has been entered into the receipt document, the same procedure as when creating a normal receipt follows.

### 8.1. Import of factory receipts

Swedbank customers can import factoring invoices receipts into Directo. XML files with two different descriptions can be reflected (reserves and advances) and upon import the receipt rows are created according to the content of the file.

The functionality purpose is that the sum received does not have to be manually entered by invoice in Directo and that the sum indicated in the „Fee“ field could be posted to different accounts.

### Settings

To import factoring invoices receipts from the bank is necessary to create a new payment mode in Finance settings > Payment modes which Export type is **SWED factoring**.

Finance Settings > Payment modes > SWED

Back New Copy Delete Save Status: View

## SWED (faktoring)

CODE	SWED
COMMENT	SWED (faktoring)
ACCOUNT	>>
TYPE	(unchosen) ▾
BANK ACCOUNT/IBAN	
BANK ACCOUNT CURRENCY (SEPA XML OUTPUT)	
BANK ACCOUNT FOR FEES (SEPA XML OUTPUT)	
BANK	HABAE2X (Swedbank AS) ▾
EXPORT TYPE	19 (SWED factoring) ▾
EXPORT PAYMENTS GROUPED	▾

It is possible to set an account to the **Bank services** field to where the **Fee** sum indicated upon receipt is posted. If the account is left empty in the payment method, the **Banking services (transfers etc.)** account specified in the System setting is used.

EXPORT TYPE	19 (SWED factoring) ▾
EXPORT PAYMENTS GROUPED	▾
EXPORT CHANNEL	▾
EXPORT CHANNEL ID	
EXPORT CHANNEL CONTRACT	
OBJECT	»
PROJECT	»
SERVICE CODE	
AGREEMENT CODE	
CUST CODE	
LOCATIONS	
<b>BANK SERVICES</b>	527301 »

After setting the payment method a button **IMPORT SWED factoring** appears on the saved receipt, under which you can import the file saved from the bank into the program.

### New design

Uus ▾ Salvesta ▾ Kinnita Kopeeri ▾ Jäta Kustuta Manused Meili ▾ Trüki ▾ **SWED faktoring** Lülitu vanale vaatele

**Tasumine 100283** Salvestatud Viimati muutis (21.10.2022 kell 13:16:02)

Number	Aeg	Viide	Ostuarved	Tasutud	Tasutud valuutas	Tasumisviis
100283	21.10.2022 13:11:11		600	600.00	600.00	SWED
Kommentaar		Objekt	Projekt	Kasutaja	Vahe	0.00

### Old view

Stule Uus Koopia Jäta Kustuta Kinnita Salvesta **SWED faktoring** F << >> Olek: Vaata Dokumentid on olemas uus kujundus Proovi uut

Number	Aeg	Viide	Ostuarved	Tasutud	Tasutud valuutas	600.00
100283	21.10.2022 13:11:56		600.00	600.00	600.00	600.00
Tasumisviis	Kommentaar	Objekt	Projekt	Vahe		0.00
SWED						
Kasutaja	Massasetaja					
TRIINP						

If the advance and reserve receipts service fees (commission fee, interest) are to be posted differently, must be made different payment methods with corresponding accounts in the **Banking services** fields. The program detects the receipts payments modes automatically.

If it is LIST\_ADV\_BUYER, then the values for receipt are found in the following fields:

- Comment ⇒ PmtNr
- Date ⇒ PmtDate
- Invoice ⇒ InvNo
- Bank sum ⇒ InvAdvCalc
- Fee ⇒ InvComm + InvCommVat

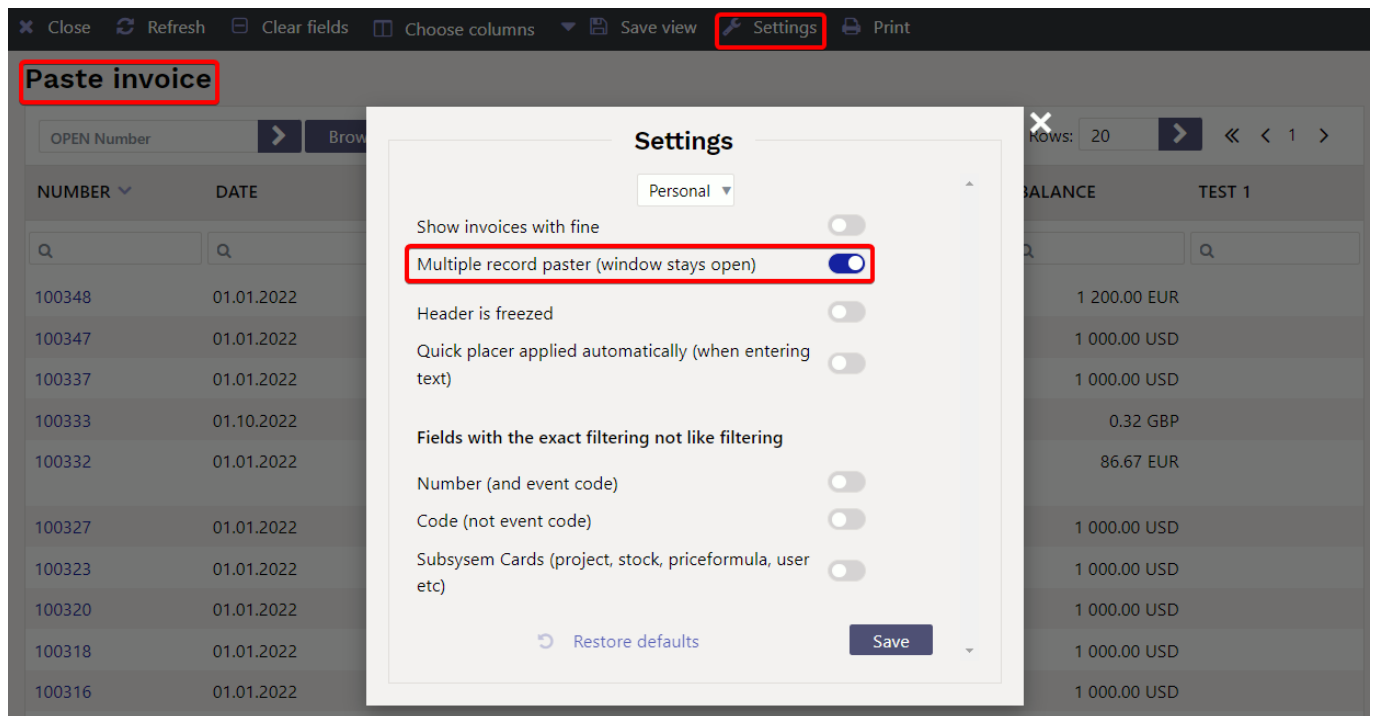
If it is LIST\_RES\_BUYER, then the values for receipt are found in the following fields:

- Comment ⇒ PmtNr

Date ⇒ PmtDate  
 Invoice ⇒ InvNo  
 Bank sum ⇒ InvResCalc  
 Fee ⇒ InvInterest

## 9. Placing several invoices in a row

Double click on the invoice number cell, opens the list of invoices. Activate the **Multiple record paster** (the window does not close) under "Settings"



## 10. Refund to the customer

Refunds can be made directly to the customer from Directo. Convenient for incorrect receipts, prepayments, deposits. The bank account to which the money is to be transferred is marked either on the credit invoice or customer card or directly on the receipt document.

For successful refund export :

- IBAN (bank account) must be indicated on receipt. Customer card corresponding field is filled in for frequent returns.
- The customer must have a **one-row minus sum** return in the Bank sum field
- The **SEPA export** button is generated only from unconfirmed receipts
- Nettings must be made and confirmed on the second receipt.
- If rows with both plus and minus sums are placed on the receipt, the refund to the customer will only look at the minus sums.

New design

Receipt 107783 Draft Last changed by: (01.12.2022 at 13:54:09)

Number	107783	Date	13.10.2022	Reference		Received	-5120.00	Invoices sum	0	Received currency	0.00	Pay mode	P
Comment		Object		Difference	-5120.00	Fee	0.00	Project		User	JANE		
Location	194.126.96.68												

No.	Invoice	Order	Customer	Name in bank	Bank cur	Rate R	Bank sum	Account	PrelD	Description	Customer Total El	Bank account/IBAN
1			59	Directo	EUR	1	-5120.00			13 Refund of invoice received in error	-5120.00	1111111111111111
2												

### Old view

Close New Copy Refresh Delete Confirm Save Print Mail F << >> Status: Changed There is a new design available of this document. Try new version

IMPORT SEPA EST EXPORT SEPA EST

Number	107783	Date	13.10.2022	Reference		Received	-5120.00	Invoices sum	0.00	Received currency	-5120.00
Pay mode	P	Comment		Object		Difference	-5120.00	Fee	0.00		
Project		User	JANE	Location	194.126.96.68						

Last changed by: 22.12.2022 9:56:44  
Bank Statements: -

NO Invoice	Order	Customer	Name in bank	Object	Project	Bank cur	Rate R	Bank sum	Fine	Fee	Fee cur.	VAT code	Invoice cur	Inv. Balance
1		59	Directo			EUR	1	-5120.00	0.00	0.00				0.0
2														

## 11. Examples

### 11.1. System setting - Finance transactions from ledgers in rows

- Finance transactions from ledgers in rows** - affects receipt, payment and expense due entry lines. Options:
  - no - rows with one account are summed to one row in the related finance transaction (if the document rows do not have different objects or projects).
  - debt part - money flow is with one transaction row, the receipts/payments of customers/suppliers are in a separate row, as on the receipt/payment document, i.e. there is no rows consolidation on the debt side. Objects and projects are considered.
  - asset part too - money flow and customers/suppliers receipts/payments are in a separate rows as on financial transaction.
  - like payment file - the flow of money is the aggregate by customer/supplier, and on the ledger side, the invoice is reflected line by line, the invoice number is at each row beginning.

### Receipt document

Receipt 10955 Confirmed Last changed by: (04.11.2022 at 17:44:40)

Related documents: kanne

Number	10955	Date	15.01.2022	Reference		Received	3960.00	Invoices sum	3960	Received currency	3960.00	Pay mode	P
Comment		Object		Difference		Fee	0.00	Project		User	JANE		
Location	46.131.60.133												

No.	Invoice	Order	Customer	Name in bank	Bank cur	Rate R	Bank sum	Received	Account	PrelD	Fine	Description
1	100256		1026	AS BCS Koolitus	EUR	1	1000.00	1000.00				
2	100258		1026	AS BCS Koolitus	EUR	1	1000.00	1000.00				
3	10004		1026	AS BCS Koolitus	EUR	1	1000.00	1000.00				
4	10006		1029	Infotark AS	EUR	1	480.00	480.00				
5	10009		1029	Infotark AS	EUR	1	480.00	480.00				

### 11.1.1. Finance transaction with options NO - Finance transactions from ledgers in rows

Money flow ja Accounts Receivable are a cumulative total.

**Finance - Transaction LAEK: 10955** Saved Last changed by [user] (22.12.2022 at 12:53:11)

Type	Number	Date	Reference	Description	Debit
LAEK	10955	15.01.2022			3960

Credit: 3960    Difference: 0

Copy selection   Delete selection   Bulk Insert   Paste Recipe   Split from Resources

No.	Account	Description	Debit	Credit	Custom	Currency	Cur. Debit	Cur. Credit	Rate
1	111201	Bank Account	3960.00			EUR	3960.00		1
2	113101	Accounts Receivable		3960.00		EUR		3960.00	1

### 11.1.2. Option DEBT PART - Finance transactions from ledgers in rows

The money flow is in the cumulative total and the ledger side is by invoice rows, at the beginning of each row is the number of the sales invoice.

**Finance - Transaction LAEK: 10955** Saved Last changed by [user] (22.12.2022 at 12:48:26)

Type	Number	Date	Reference	Description	Debit
LAEK	10955	15.01.2022			3960

Credit: 3960    Difference: 0

Copy selection   Delete selection   Bulk Insert   Paste Recipe   Split from Resources

No.	Account	Description	Debit	Credit	Custom	Currency	Cur. Debit	Cur. Credit	Rate
1	111201	Bank account	3960.00			EUR	3960.00		1
2	113101	100256 AS BCS Koolitus		1000.00	1026	EUR		1000.00	1
3	113101	100258 AS BCS Koolitus		1000.00	1026	EUR		1000.00	1
4	113101	10004 AS BCS Koolitus		1000.00	1026	EUR		1000.00	1
5	113101	10006 Infotark AS		480.00	1029	EUR		480.00	1
6	113101	10009 Infotark AS		480.00	1029	EUR		480.00	1

### 11.1.3. Option ASSET PART TOO - Finance transactions from ledgers in rows

Money flow and Accounts Receivable are on separate rows in transaction, at the beginning of each row is the sales invoice number.

**Finance - Transaction LAEK: 10955** Saved Last changed by [user] (22.12.2022 at 12:54:19)

Type	Number	Date	Reference	Description	Debit
LAEK	10955	15.01.2022			3960

Credit: 3960    Difference: 0

Copy selection   Delete selection   Bulk Insert   Paste Recipe   Split from Resources

No.	Account	Description	Debit	Credit	Custom	Currency	Cur. Debit	Cur. Credit	Rate
1	111201	10004 AS BCS Koolitus	1000.00		1026	EUR	1000.00		1
2	111201	100256 AS BCS Koolitus	1000.00		1026	EUR	1000.00		1
3	111201	100258 AS BCS Koolitus	1000.00		1026	EUR	1000.00		1
4	111201	10006 Infotark AS	480.00		1029	EUR	480.00		1
5	111201	10009 Infotark AS	480.00		1029	EUR	480.00		1
6	113101	100256 AS BCS Koolitus		1000.00	1026	EUR		1000.00	1
7	113101	100258 AS BCS Koolitus		1000.00	1026	EUR		1000.00	1
8	113101	10004 AS BCS Koolitus		1000.00	1026	EUR		1000.00	1
9	113101	10006 Infotark AS		480.00	1029	EUR		480.00	1
10	113101	10009 Infotark AS		480.00	1029	EUR		480.00	1

### 11.1.4. Options like PAYMENT FILE - Finance transactions from ledgers in rows

Money flow is cumulative total by customer and the credit side is on separate invoice rows, at the beginning of each row is the sales invoice number.

**Finance - Transaction LAEK: 10955** Saved Last changed by [user] (22.12.2022 at 12:56:28)

Type	Number	Date	Reference	Description	Debit
LAEK	10955	15.01.2022			3960

Credit: 3960    Difference: 0

Copy selection   Delete selection   Bulk Insert   Paste Recipe   Split from Resources

No.	Account	Description	Debit	Credit	Custom	Currency	Cur. Debit	Cur. Credit	Rate
1	111201	AS BCS Koolitus	3000.00		1026	EUR	3000.00		1
2	111201	Infotark AS	960.00		1029	EUR	960.00		1
3	113101	100256 AS BCS Koolitus		1000.00	1026	EUR		1000.00	1
4	113101	100258 AS BCS Koolitus		1000.00	1026	EUR		1000.00	1
5	113101	10004 AS BCS Koolitus		1000.00	1026	EUR		1000.00	1
6	113101	10006 Infotark AS		480.00	1029	EUR		480.00	1
7	113101	10009 Infotark AS		480.00	1029	EUR		480.00	1

## 12. Receipt of sales invoice in currency ON THE NEW "RECEIPT" DOCUMENT

### 12.1. Full receipt of the sales invoice in the currency

If the sales invoice is not in the base currency, then there will be an exchange rate difference in receipt. It is necessary to follow the next rules in order for the exchange rate transactions to be correct. The following system settings accounts are used in the examples:



### FINANCE SETTINGS

Foreign exchange loss (financial expense)	660051	>>	?
Foreign exchange loss (Expense)	562402	>>	?
Foreign exchange loss (Sales, Purchase)	562401	>>	?
Foreign exchange loss (Receipt, Payment)	527501	>>	?
Foreign exchange gain (financial income)	660001	>>	?
Foreign exchange gain (Expense)	423002	>>	?
Foreign exchange gain (Sales, Purchase)	423001	>>	?
Foreign exchange gain (Receipt, Payment)	423003	>>	?

### ADMINISTRATOR SETTINGS

Currency rates are updated automatically  no  yes

### 12.1.1. Receipt of the sales invoice in the same currency

- USD invoice is sent to the buyer, USD is also received.

Document	Date	Sum	Currency	Central bank rate	EUR	Exchange rate differences	System setting (currency account)
Sales invoice	01.01.2022	1000	USD	0,882924245	882,92		
Receipt	31.05.2022	1000	USD	0,933445347	933,45	50,53	Foreign exchange gain, loss (Sales, Purchase)

- Needs to be indicated on **Receipt**:
  - Receipt date and pay mode
  - The sales invoice is placed on the row
  - Confirm the receipt

### Receipt document:

New design

**Receipt 10964** Confirmed Last changed by (10.11.2022 at 07:53:10)

Related documents: kanne

Number	Date	Reference	Received	Invoices sum	Received currency	Pay mode
10964	31.05.2022		933.45	1000	1000.00	P
Comment	Object	Difference	Fee	Project	User	
		50.53	0.00			

Location: 194.126.96.68

Copy selection Delete selection Bulk insert

No.	Invoice	Customer	Name in bank	Bank cur	Rate R	Rate Servi	Bank sum	Received	PreID	Customer Total EUR	Account	Description
1	100297	1001	Big Client	USD	0.933445347		1000.00	1000.00		933.45		

The finance transaction is created after receipt confirmation:

**Finance - Transaction LAEK: 10964** Draft Last changed by [user] (10.11.2022 at 07:53:10)

Type	Number	Date	Reference	Description	Debit
LAEK	10964	31.05.2022			933.45

Credit: 933.45    Difference: 0

No.	Account	Description	Debit	Credit	Custom	Currency	Cur. Debit	Cur. Credit	Rate
1	111201	Bank account	933.45			USD	1000.00		0.933445347
2	113101	Accounts Receivable		882.92		USD		1000.00	0.882924245
3	423001	100297 Profit from exchange rate differences ...		50.53	1001	EUR		50.53	1

### 12.1.2. Receipt of the sales invoice in the base currency (EUR) exactly at the central bank rate of the day

- USD invoice is sent to the customer, received in EUR exactly at the central bank rate on the date of receipt.

Document	Date	Sum	Currency	Exchange rate	EUR	Exchange rate differences	System setting (currency account)
Sales invoice	01.01.2022	1000	USD	0,882924245	882,92		
Sales invoice	31.05.2022	1000	USD	0,933445347	933,45	50,53	Foreign exchange gain, loss (Sales, Purchase)
Receipt	31.05.2022	933,45	EUR		933,45	0,00	Foreign exchange gain (Receipt, Payment)

- Needs to be indicated on **receipt** :
  - Receipt date and pay mode
  - The sales invoice is placed on the row
  - **EUR** is entered or selected to the **Bank Cur** field.
  - Confirm the receipt
  - Sum is converted into EUR automatically in the **Bank sum** field, nothing needs to be changed.

### Receipt document:

#### New design

**Receipt 10965** Confirmed Last changed by [user] (22.12.2022 at 13:35:24)

Related documents: kanne

Number	Date	Reference	Received	Invoices sum	Received currency	Pay mode
10965	31.05.2022		933.45	933.45	1000.00	P

Comment:    Object:    Difference: 50.53    Fee: 0.00    Project:    User:

Location: 194.126.96.68

No.	Invoice	Customer	Name in bank	Bank cur	Rate R	Bank sum	Received	Customer Total EUR	Account	Description
1	100293	1001	Big Client	EUR	1	933.45	1000.00	933.45		

The finance transaction is created after receipt confirmation:

**Finance - Transaction LAEK: 10965** Draft Last changed by [user] (22.12.2022 at 13:35:24)

Type	Number	Date	Reference	Description	Debit
LAEK	10965	31.05.2022			933.45

Credit: 933.45    Difference: 0

No.	Account	Description	Debit	Credit	Custom	Currency	Cur. Debit	Cur. Credit	Rate
1	111201	Big Client	933.45		1001	EUR	933.45		1
2	113101	100293 Big Client		882.92	1001	USD		1000.00	0.882924245
3	423001	100293 Profit from exchange rate differences ...		50.53	1001	EUR		50.53	1

### 12.1.3. Receipt of the sales invoice in the base currency (EUR) not at the central bank rate of the day

- USD invoice is sent to the customer, received in EUR at the rate agreed with the customer.

Document	Date	Sum	Currency	Exchange rate	EUR	Exchange rate differences	System setting (currency account)
Sales invoice	01.01.2022	1000	USD	0,882924245	882,92		
Sales invoice	31.05.2022	1000	USD	0,933445347	933,45	50,53	Foreign exchange gain, loss (Sales, Purchase)
Receipt	31.05.2022	950	EUR	1	950,00	16,55	Foreign exchange gain (Receipt, Payment)

Needs to be indicated on **receipt: (NB! Given order is important):**

- Receipt date and pay mode
- The sales invoice is placed on the row
- Select or write the currency code, in which the receipt is made to the **Bank Cur** field: **EUR**
- Enter the sum to be received from bank to the **Bank Sum** field: **950.00**
- Double click on the **Rate Service** field
- Confirm the receipt

#### Receipt document:

New design

**Receipt 10966** Confirmed Last changed by [User] (10.11.2022 at 08:04:43)

Related documents: kanne

Number: 10966	Date: 31.05.2022	Reference:	Received: 950.00	Invoices sum: 933.45	Received currency: 1000.00	Pay mode: P
Comment:	Object:	Difference: 67.08	Fee: 0.00	Project:	User:	
Location: 194.126.96.68						

Copy selection | Delete selection | Bulk Insert

No.	Invoice	Customer	Name in bank	Bank cur	Rate R	Bank sum	Received	Customer Total EUR	Account	Description
1	100292	1001	Big Client	EUR	1	950.00	1000.00	950.00		

The finance transaction is created after receipt confirmation:

**Finance - Transaction LAEK: 10966** Draft Last changed by [User] (10.11.2022 at 08:04:43)

Type: LAEK	Number: 10966	Date: 31.05.2022	Reference:	Description:	Debit: 950
Credit: 950	Difference: 0				

Copy selection | Delete selection | Bulk Insert | Paste Recipe | Split from Resources

No.	Account	Description	Debit	Credit	Customer	Currency	Cur. Debit	Cur. Credit	Rate
1	111201	Bank account	950.00			EUR	950.00		1
2	113101	Accounts Receivable		882.92		USD		1000.00	0.882924245
3	423001	100292 Profit from exchange rate differences ...		50.53	1001	EUR		50.53	1
4	423003	100292 Profit from exchange rate differences ...		16.55	1001	EUR		16.55	1

### 12.1.4. Receipt of a currency sales invoice in another currency (not in the base currency) with exact daily central bank rate

- USD invoice is sent to the customer, received in SEK exactly at the central bank rate on the date of receipt.

Document	Date	Sum	Currency	Exchange rate	EUR	Exchange rate differences	System setting (currency account)
Sales invoice	01.01.2022	1000	USD	0,882924245	882,92		
Sales invoice	31.05.2022	1000	USD	0,933445347	933,45	50,53	Foreign exchange gain, loss (Sales, Purchase)
Receipt	31.05.2022	9806,12	SEK	0,095190047	933,45	0,00	Foreign exchange gain (Receipt, Payment)

- Needs to be indicated on **receipt** :
  - Receipt date and pay mode
  - The sales invoice is placed on the row
  - **SEK** is entered or selected to the **Bank Cur** field.
  - Confirm the receipt
  - Sum is converted into SEK automatically in the **Bank sum** field, nothing needs to be changed.
  - Exchange rate differences are calculated automatically in the **Financial transaction**.

**Receipt document:**

New design

**Receipt 10968** Confirmed Last changed by [user] (10.11.2022 at 18:12:24)

Related documents: [kanne](#)

Number	Date	Reference	Received	Invoices sum	Received currency	Pay mode
10968	31.05.2022		933.45	933.45	1000.00	P
Comment			Object	Difference	Fee	Project
				50.53	0.00	
Location						
194.126.96.68						

Copy selection Delete selection Bulk Insert

No.	Invoice	Customer	Name in bank	Bank cur	Rate R	Bank sum	Received	Customer Total EUR	Account	Description
1	100289	1001	Big Client	SEK	0.095190047	9806.12	1000.00	933.45		

The finance transaction is created after receipt confirmation:

**Finance - Transaction LAEK: 10968** Draft Last changed by [user] (10.11.2022 at 18:12:24)

Type	Number	Date	Reference	Description	Debit
LAEK	10968	31.05.2022			933.45
Credit	Difference				
933.45	0				

Copy selection Delete selection Bulk Insert Paste Recipe Split from Resources

No.	Account	Description	Debit	Credit	Customer	Currency	Cur. Debit	Cur. Credit	Rate
1	111201	Bank account	933.45			SEK	9806.12		0.095190047
2	113101	Accounts Receivable		882.92		USD		1000.00	0.882924245
3	423001	100289 Profit from exchange rate differences ...		50.53	1001	EUR		50.53	1

**12.1.5. Receipt of a currency sales invoice in another currency (not in the base currency) not at the central bank rate**

- USD invoice is sent to the customer, received in SEK at the rate agreed with the customer.

Document	Date	Sum	Currency	Exchange rate	EUR	Exchange rate differences	System setting (currency account)
Sales invoice	01.01.2022	1000	USD	0,882924245	882,92		
Sales invoice	31.05.2022	1000	USD	0,933445347	933,45	50,53	Foreign exchange gain, loss (Sales, Purchase)
Receipt	31.05.2022	9850	SEK	0,095190047	937,62	4,17	Foreign exchange gain (Receipt, Payment)

Needs to be indicated on **receipt: (NB! Given order is important):**

- Receipt date and pay mode
- The sales invoice is placed on the row
- Select or write the currency code, in which the receipt is made to the **Bank Cur** field: **SEK**
- Enter the sum to be received from bank to the **Bank Sum** field: **9850.00**
- Double click on the **Rate Service** field
- Confirm the receipt

### Receipt document:

New design

**Receipt 10969** Confirmed Last changed by (10.11.2022 at 18:21:35)

Related documents: kanne

Number	Date	Reference	Received	Invoices sum	Received currency	Pay mode
10969	31.05.2022		937.62	933.45	1000.00	P
Comment	Object	Difference	Fee	Project	User	
		54.70	0.00			

Location: 194.126.96.68

Copy selection Delete selection Bulk Insert

No.	Invoice	Customer	Name in bank	Bank cur	Rate R	Rate Servi	Bank sum	Received	Customer Total EUR	Account	Description
1	100288	1001	Big Client	SEK	0.095190047	0.93762196	9850.00	1000.00	937.62		

The finance transaction is created after receipt confirmation:

**Finance - Transaction LAEK: 10969** Draft Last changed by (10.11.2022 at 18:21:35)

Type	Number	Date	Reference	Description	Debit
LAEK	10969	31.05.2022			937.62
Credit	Difference				
937.62	0				

Copy selection Delete selection Bulk Insert Paste Recipe Split from Resources

No.	Account	Description	Debit	Credit	Custom	Currency	Cur. Debit	Cur. Credit	Rate
1	111201	Bank account	937.62			SEK	9850.00		0.095190047
2	113101	Accounts receivable		882.92		USD		1000.00	0.882924245
3	423001	100288 Profit from exchange rate differences ...		50.53	1001	EUR		50.53	1
4	423003	100288 Profit from exchange rate differences ...		4.17	1001	EUR		4.17	1

### 12.1.6. Prepayment from the customer in currency

- Needs to be indicated on **receipt** :
  - Receipt date and pay mode
  - Customer code is entered to the Customer field
  - Select or write the currency code, in which the prepayment was made to the Bank Cur field: for example USD
  - Enter the prepayment sum in currency to the field **Bank Sum**
  - Confirm the receipt

### Receipt document:

New design

**Receipt 10977** Confirmed Last changed by (16.11.2022 at 07:52:43)

Related documents: kanne

Number	Date	Reference	Received	Invoices sum	Received currency	Pay mode
10977	31.05.2022		933.45	0	0.00	P
Comment	Object	Difference	Fee	Project	User	
		933.45	0.00			

Location: 194.126.96.68

Copy selection Delete selection Bulk Insert

No.	Invoice	Customer	Name in bank	Bank cur	Rate R	Rate Servi	Bank sum	Received	PreID	Customer Total EUR	Account	Description
1		1001	Big Client	USD	0.933445347		1000.00	1000.00	42	933.45		prepayment

The finance transaction is created after receipt confirmation:

**Finance - Transaction LAEK: 10977** Saved Last changed by (16.11.2022 at 07:52:43)

Type	Number	Date	Reference	Description	Debit
LAEK	10977	31.05.2022			933.45

Credit: 933.45    Difference: 0

Copy selection   Delete selection   Bulk Insert   Paste Recipe   Split from Resources

No.	Account	Description	Debit	Credit	Customer	Currency	Cur. Debit	Cur. Credit	Rate
1	111201	Big Client	933.45		1001	USD	1000.00		0.933445347
2	212101	Big Client		933.45	1001	USD		1000.00	0.933445347

## 12.2. Partial receipt of the invoice in the currency

### 12.2.1. Partial receipt of an invoice in the same currency

- USD invoice is sent to the customer, received also in USD, for example 50%.

Document	Date	Sum	Currency	Central bank rate	EUR	Exchange rate differences	System setting (currency account)
Sales invoice	01.01.2022	1000	USD	0,882924245	882,92		
Receipt (partial)	31.05.2022	500	USD	0,933445347	466,72	25,27	Foreign exchange gain, loss (Sales, Purchase)

- Needs to be indicated on **receipt** :
  - Receipt date and pay mode
  - The sales invoice is placed on the row
  - Enter the sum to be received from bank to the **Bank Sum** field (for example 500 USD)
  - Confirm the receipt

### Receipt document:

#### New design

**Receipt 107755** Confirmed Last changed by (16.11.2022 at 08:43:15)

Related documents: kanne

Number	Date	Reference	Received	Invoices sum	Received currency	Pay mode
107755	31.05.2022		466.72	500	500.00	P

Comment:    Object:    Difference: 25.26    Fee: 0.00    Project:    User:

Location: 194.126.96.68

Copy selection   Delete selection   Bulk Insert

No.	Invoice	Customer	Name in bank	Bank cur	Rate R	Rate Servi	Bank sum	Received	PreID	Customer Total EUR	Account	Description
1	100285	1001	Big Client	USD	0.933445347		500.00	500.00		466.72		

The finance transaction is created after receipt confirmation:

**Finance - Transaction LAEK: 107755** Draft Last changed by (16.11.2022 at 08:43:15)

Type	Number	Date	Reference	Description	Debit
LAEK	107755	31.05.2022			466.72

Credit: 466.72    Difference: 0

Copy selection   Delete selection   Bulk Insert   Paste Recipe   Split from Resources

No.	Account	Description	Debit	Credit	Customer	Currency	Cur. Debit	Cur. Credit	Rate
1	111201	100285 Big Client	466.72		1001	USD	500.00		0.933445347
2	113101	100285 Big Client		441.46	1001	USD		500.00	0.882924245
3	423001	100285 Profit from exchange rate differences (...)		25.26	1001	EUR		25.26	1

From:

<https://wiki.directo.ee/> - **Directo Help**

Permanent link:

[https://wiki.directo.ee/pl/mr\\_laekumine?rev=1741184687](https://wiki.directo.ee/pl/mr_laekumine?rev=1741184687)

Last update: **2025/03/05 16:24**

