

Sisukord

KSEF 2026	3
1. Settings	3
2. Sending	6
2.1. Sending of the invoice	6
2.2. Errors	7
3. Resending	8
4. Examples of situations with the sales invoices	8
4.1. Credit sales invoice	9
4.1.1. FIXME - Item / services - credit sales invoice	9
4.1.2. Bonus credit sales invoice	9
4.1.3. FIXME - Company name - credit sales invoice	9
4.1.4. FIXME - Customer address - credit sales invoice	9
4.1.5. FIXME - Customer VAT code - credit sales invoice	10
4.2. Customer not PL, VAT code - PL	10
4.3. Customer and Recipient (Podmiot3→Odbiorca)	11
4.4. Customer and Factoring (Podmiot3→Faktor)	12
4.4.1. Factoring Bank settings	13
4.4.2. Factoring sales invoices information	13
4.5. Sales invoice with RR	14
5. FIXME - Additional information in part "Dodatkowy opis"	14
6. Additional information in part "Stopka"	14



Ta strona nie jest jeszcze kompletnie przetłumaczona. Pomoc mile widziana.

(po skompletowaniu usuń ten komentarz)

KSEF 2026

1. Settings

• Master Settings

- **MANDATORY** Master Settings→Sale settings→e-invoice sending is selectable on invoice - **yes**
- **MANDATORY** Master Settings→Common settings→Transport parameter types to printout append the transport parameter type **SAFT_JPK**
- **MANDATORY** Master Settings→Common settings
 - Company legal address
 - Company legal name
 - Company VAT no (only numbers)
- Master Settings→Transport→Polish e-invoice (KSeF) sending delay in hours (0-24) - the interval of sending information to KSEF after invoice confirmation is:
 - if **0** or empty → 0-15 minutes (**by default**)
 - otherwise → hour in setting + (0 – 15) minutes (the value is specified without minutes)
 - if the setting Invoice datafield for external invoice number is used - the time is calculated from the latest confirmed invoice, where the value of the data field matches.
- **MANDATORY** Master Settings→Transport→Polish e-invoice (KSeF) authentication token - generated token number from KSEF for integration
 - In KSEF **Select the role to which the token is assigned** added rights:
 - access invoices
 - issue invoices



KSEF page information:

First, grant permissions to send and view invoices, and then generate a token. Below you will find instructions on how to assign permissions in the KSeF system.

Menu **Krajowy System e-Faktur**

Uprawnienia **Osoba uprawnniająca: PESEL**
65051303175

Rodzaj uprawnień

Rodzaj uprawnienia*
Osobie fizycznej do pracy w KSeF

Dane osoby fizycznej — Zwiń

Rodzaj podmiotu uprawnianego*
 Osoba fizyczna posługująca się Profilem Zaufanym lub certyfikatem zawierającym identyfikator NIP lub PESEL
 Osoba fizyczna posługująca się certyfikatem niezawierającym identyfikatora NIP ani PESEL

Identyfikator*
 NIP PESEL

Wpisz NIP

Imię*
Wpisz imię

Nazwisko*
Wpisz nazwisko

Menu **Krajowy System e-Faktur**

Uprawnienia

Nadaj uprawnienie

Imię*
Nazwisko*

Zakres uprawnień

Osoba będzie uprawniona do:*
Zaznaczenie co najmniej jednego uprawnienia jest obowiązkowe.

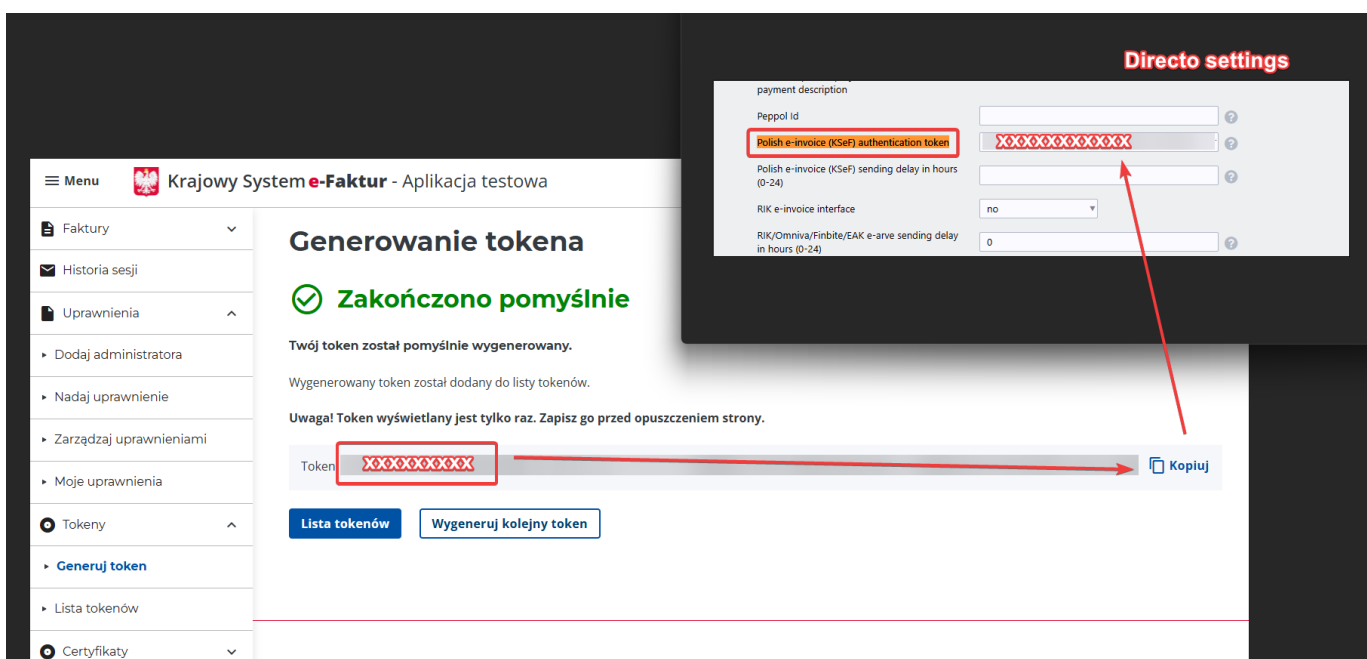
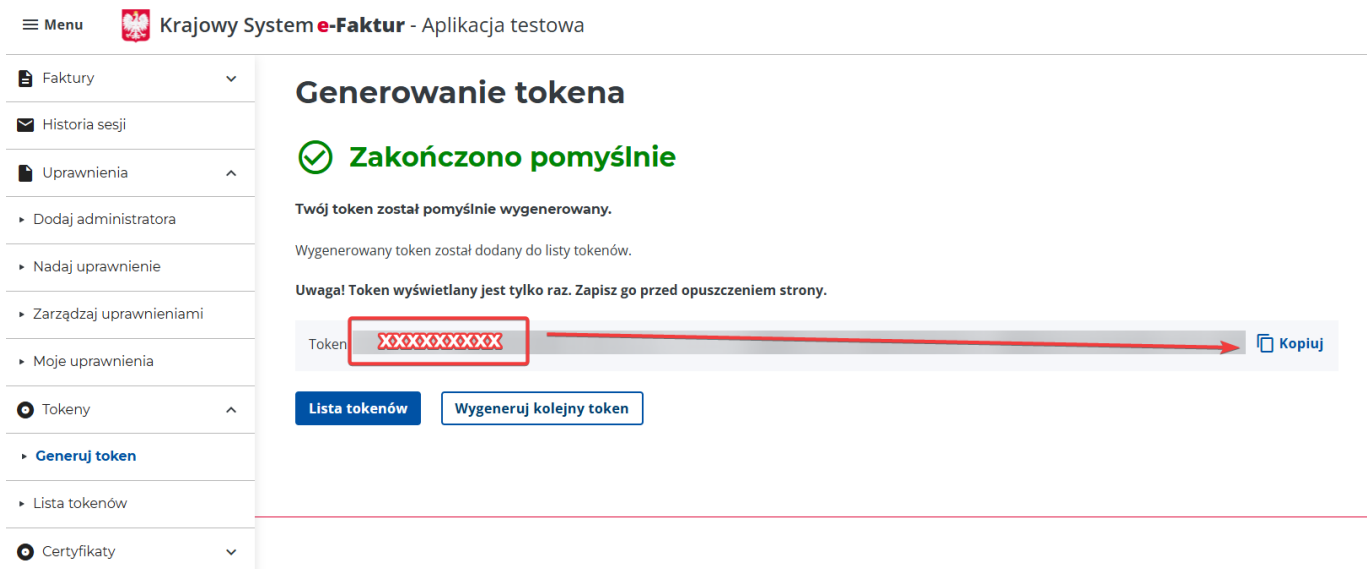
- wystawiania faktur
- przeglądania faktur
- przeglądania uprawnień
- przeglądania historii sesji (generowania UPO)
- zarządzania jednostkami podrzędnymi

Nadaj uprawnienia **Zrezygnuj**

Pierwsze dwie opcje są niezbędne, inne do Waszej dyspozycji./The first two options are essential; the others are up to you.

To check the status of shipping a token, go to the **List of tokens** tab.

Attention! The token number is displayed only once. Please save it before leaving the page.




- Master Settings→Receipt settings→Invoice datafield for external invoice number - if invoice No. must be taken from sales invoice datafield - choose correct datafield with the invoice No. **By default** it is empty and document No. is from sales invoice header field **Invoice**

- **Common settings**


- Sales invoice dates in tags P_1 and P_6 are according to settings: SETTINGS → COMMON SETTINGS → TRANSPORT PARAMETERS:
 - CODE - DataWystawienia
 - TYPE - SAFT_JPK
 - If PARAMETER 2 has value **2**, information should be:
 - **Date** → P_6 (Description: Data dokonania lub zakończenia dostawy towarów lub wykonania usługi)
 - **Sent** → P_1 (Description: Data wystawienia)
 - Otherwise, if PARAMETER 2 has value **1** or the value is empty or the transport parameter does not exists, information should be:
 - **Date** → P_1 (Description: Data wystawienia)
 - **Sent** → P_6 (Description: Data dokonania lub zakończenia dostawy

towarów lub wykonania usługi)


• Finance settings

- **MANDATORY VAT code** (Setting→Finance Settings→VAT codes)
 - **VAT% (by default)**
 - datafield **KSEF Stawka podatku** (code: KSEF_STAW_PODAT) if needed  Mandatory if **VAT%** is **0**


• Customer card:

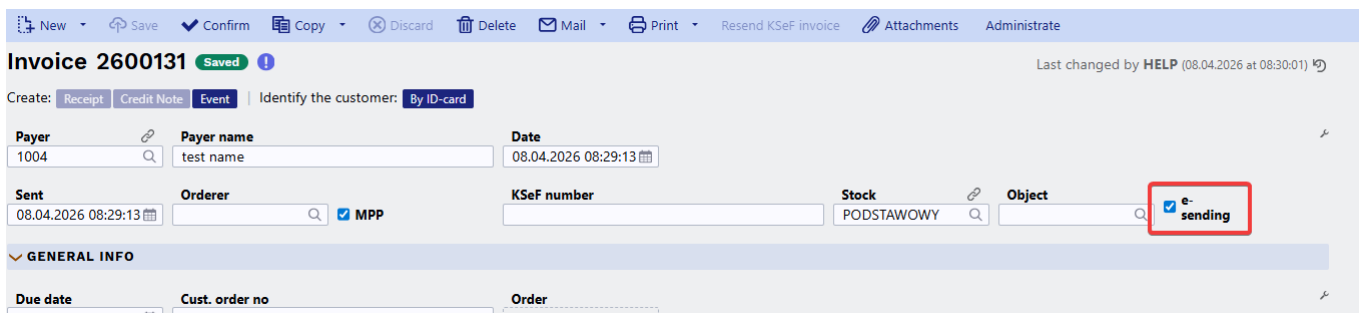
- **MANDATORY: Name**
- **MANDATORY: Street**
- **MANDATORY: Country**
- **City** (can be empty)
- **Postal code** (can be empty)
- **Email** (can be empty)
- **Phone** (can be empty)
- **Vat reg no** - without country code, otherwise **BRAK** (can be empty) ( must be without country code)
- Only if customer country is not PL (example: GR (Greece)), but VAT code is PL, correct country should be filled this way:
 - **Country** - GR (Greece) - customer country
 - **VAT country** - PL (Poland) - as the VAT code is PL
- **KSeF role** - choose only in those customer cards that customer is **2 (Recipient)** and the customer card will be added in sales invoices field **Orderer**

2. Sending

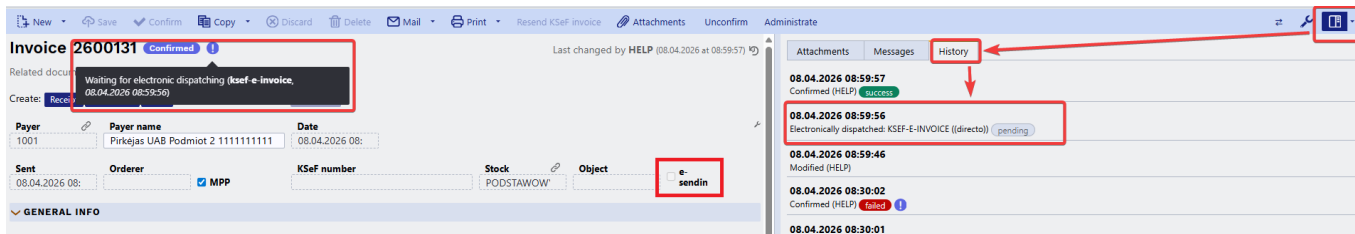
 In KSEF there is no checking of duplicates.

2.1. Sending of the invoice

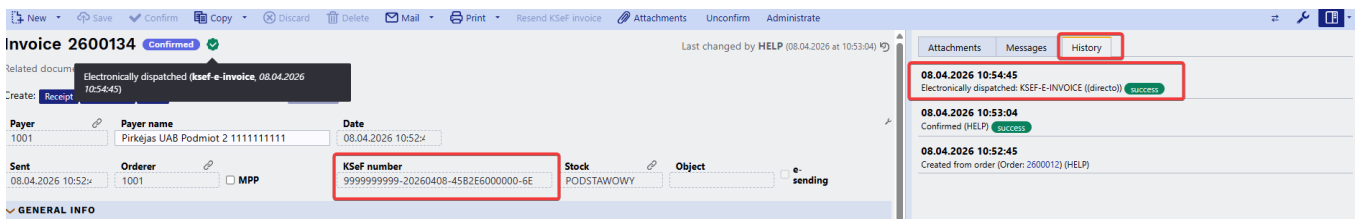
IF sales invoice should be sent to KSEF before confirming, checkbox in sales invoice document **e-sending** should be marked.  It will be marked automatically.



After confirm the invoice there will be mark: **Waiting for electronic dispatching (ksef-e-invoice 08.04.2025 08:59:56)** and checkbox **e-sending** will not be marked.



When the invoice will be send to KSEF, invoice will have KSEF document No in field **KSeF number**



2.2. Errors

While confirming of the invoice, Directo checks if the settings are filled correctly. If there is something incorrect - there is no possibility to confirm the invoice with checkbox **e-sending**. You may confirm invoice with out the checkbox **e-sending** - it will not be send to KSEF.

For example, in the picture we see error message.
The error is in field AdresL1

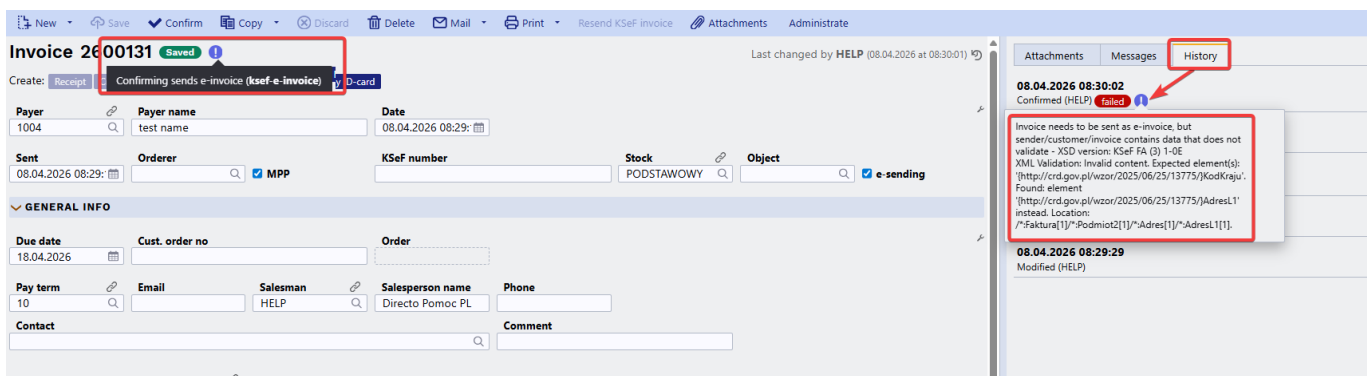
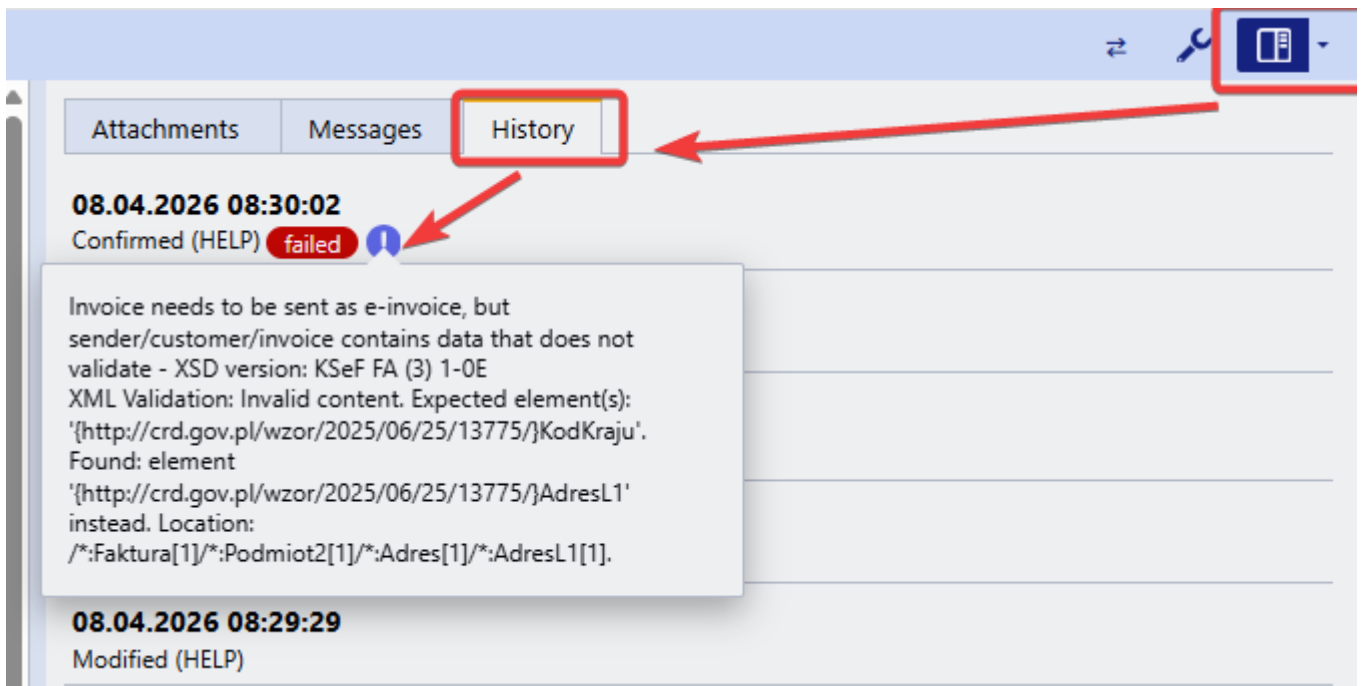


In wiki part **3. Sales invoices tags** you have to find AdresL1 field and check



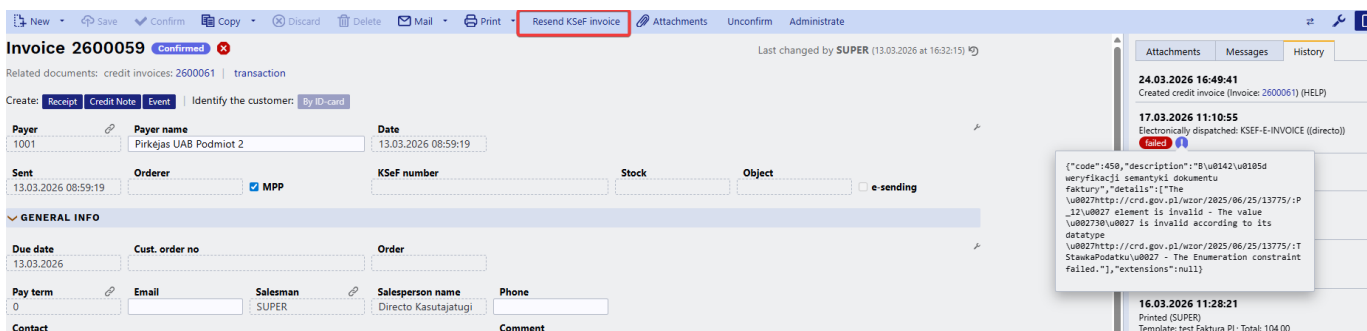
the setting according to the description:

Name	Description	Directo
Podmiot1	<i>Information about the seller</i>	
<i>Adres/AdresL1</i>	Adres podatnika - linia pierwsza Maksymalna ilość znaków: 512 Przykład wypełnienia: ul. Błękitna 14, 11-111 Warszawa	Setting→Master Settings→Company legal address Setting→Master Settings→Company legal address 2 Setting→Master Settings→Company legal address 3 Separated by space
Podmiot2	<i>Information about the buyer</i>	
<i>Adres/AdresL1</i>	Adres nabywcy - linia pierwsza Maksymalna ilość znaków: 512 Przykład wypełnienia: ul. Błękitna 14, 11-111 Warszawa	Customer card fields: Street, City, Postal code Separated by space.



3. Resending

After confirmation, if there will be some issues while sending invoice to KSEF you can read error messages, fix the errors and resend the invoice by using the button in sales invoice document **Resend KSeF invoice**



4. Examples of situations with the sales invoices


4.1. Credit sales invoice

4.1.1. FIXME - Item / services - credit sales invoice






4.1.2. Bonus credit sales invoice

- Create separate item with the item code **RABAT** and item class code **RABAT**

Item class should have VAT code with 0 VAT %  This item code will be used only for invoices connections. Do not use this item code in any other cases or sums.

- In sales invoices add additional columns in the row: **Constant4** and **Text4**
 - **Constant4** - write Directo invoice number for which invoices bonus is
 - **Text4** - in one of the rows add reason / explanation of the bonus

How to fill correctly row of the sales invoices?:

- In first row add the bonus item that you use with the correct VAT and income account. In this row add correct quantity and unit price.
- In second row choose item with the code **RABAT**  **do not add a sum for the row.** You should add as many row with the item code **RABAT** as many invoices you have that, the bonus is for. To send correct information to the KSEF at least one row with the item code **RABAT** should be.
- **Constant4** - write Directo invoice number for which invoices bonus is (one row = one invoice number)  **MANDATORY**
- **Text4** - in one of the rows add reason / explanation of the bonus  **MANDATORY**

No.	Item	Qty	Unit price	Total	VAT Code	Constant4	Text4	Description
1	159635	-1	150	-150	4			
2	RABAT	1	0	0	0	2600141	Za okres: 2026-03	
3	RABAT	1	0	0	0	2600140		

4.1.3. FIXME - Company name - credit sales invoice



4.1.4. FIXME - Customer address - credit sales invoice



4.1.5. FIXME - Customer VAT code - credit sales invoice



4.2. Customer not PL, VAT code - PL

If customer is foreigner, but has a Polish VAT code, you must correctly fill in country and VAT details on the customer card:

- **Country** - company registration country
- **VAT country** - choose: **PL (Polska)**
- **Vat reg no** - Polish VAT code (only numbers)

The screenshot shows a software interface for customer management. At the top, there are navigation buttons: Close, New, Copy, Refresh, Delete, Save, Mail, PRINT, and a status dropdown set to 'View'. Below these are buttons for 'Survey', 'Event', 'Events (0)', and 'Get Regon API data'. The main area has tabs for 'General info', 'Contacts', 'Classes', 'Actions', 'Amendments', 'Changes', 'Transport', and 'Surveys'. The 'General info' tab is selected. The form contains various fields: Code (TEST_KSEF_UE), Class, Object, Status, Name (TEST KSEF), Ulica (adres1), Miasto (adrs miasto), Kod pocztowy (ko2222), Country (GR (Grecja)), Representative, Phone, Skype, Email, Comment, Int comment, Discount %, Factoring, Contract, Customer Card, External code (Kod zewnętrzny), Password for the emailed PDF invoice, Credit rating (Zły(37 days)), Bank, Bank account/IBAN, Pay term, Del term, Salesman (HELP), Price formula, Reg #, Currency, VAT zone (Inside EU), VAT code, VAT reg no (1111111118), VAT country (PL (Polska)), Repayment%, Reminders (checked), Delivery (Stock Delivery), Destination, Warns, and Auto print (No). The 'Country' and 'VAT country' fields are highlighted with red boxes, and the 'Vat reg no' field is also highlighted with a red box.

New Save Confirm Copy Discard Delete Mail Print Resend KSeF invoice Attachments Unconfirm Adm

Invoice 2600185 Confirmed

Related documents: transaction Last changed by HELP (07.05.2026 at 15:51:35)

Create: Receipt Credit Note Event | Identify the customer: By ID-card

Payer 1001 **Payer name** Pirkéjas UAB Podmiot 2 1111111111 **Date** 07.05.2026 15:47:46

Orderer 1003 **Sent** 07.05.2026 15:47:46 **MPP** **KSeF number** 9999999999-20260507-68D462000000 **Stock** PODSTAWOWY

Object e-sending

GENERAL INFO
DELIVERY
DATAFIELDS
PROCEEDING
TOTALS

Bulk Insert... Refresh rows Paste Recipe...

No.	Item	Qty	Unit	Unit price	Total	VAT Code	Description	SN	Account
1	159635	3	SZT.	150	450	4	TEST_KSEF		702-02
2	159635_59	2	SZT.	160	320	5	TEST_KSEF 2		702-02
3	SN_TEST	1	SZT.	180	180	4	SN_TEST item	PART_100/4	702-02

Result in KSEF:

Numer Faktury:
PREFIX/dir2600185
 Faktura podstawowa
 Numer KSEF:9999999999-20260507-68D462000000-66

Sprzedawca

NIP: 9999999999
Nazwa: DEMO UAB

Adres

Adres UAB Dodatkowy adres prawny firmy 2 test Dodatkowy adres prawny firmy 3 test
Polska

Dane kontaktowe

E-mail: info@firma.pl
Tel.: +48 Nr.Tel.

Nabywca

NIP: 1111111111
Nazwa: Pirkéjas UAB Podmiot 2 1111111111

Adres

Pirkéjo gatvé kortelė Pirékjo miestas kortelė LV-88888
Polska

Faktura dotyczy jednostki podrzędnej JST: NIE
Faktura dotyczy członka grupy GV: NIE

Podmiot inny 1

NIP: 2222222222
Nazwa: Pirkéjas UAB Podmiot 2 1111111111
Rola: Odbiorca - w przypadku, gdy na fakturze występują dane jednostek wewnętrznych, oddziałów, wyodrębnionych w ramach nabywcy, które same nie stanowią nabywcy w rozumieniu ustawy

Adres

Ulica test Miasto test Kod pocztowy test
Polska

4.4. Customer and Factoring (Podmiot3→Faktor)

If in the invoice is marked **Factoring** checkbox and filled bank account in field **BANK ACCOUNT/IBAN** invoice will be send with Podmiot3→Rola→„1” - Faktor1

4.4.1. Factoring Bank settings

- Settings→Finance Settings→Banks - create bank card with bank information:
 - **CODE** - bank code or bank code in Directo
 - **NAME** - correct full bank name
 - **ADDRESS** - correct full bank address
 - **SWIFT** - bank SWIFT code
 - **IBAN COUNTRY** - bank country
 - **VAT REG NO** - bank VAT code
- Settings→Finance Settings→Bank accounts - create bank accounts
 - **BANK ACCOUNT/IBAN** - bank account number
 - **BANK** - choose bank where is this account



If in more then one bank account card the bank account number is the same, please use the same bank. To the KSEF bank information (if there is more then one bank account card with the same bank account number) will be displayed in random order. Part: Settings→Finance Settings→Bank accounts→BANK

4.4.2. Factoring sales invoices information

Create sales invoices as usual.

Fill additional fields for factoring:

- **Factoring** - mark checkbox
- **Bank account/IBAN** - choose bank account for factoring (use DoubleClick)

If there is no **Factoring** and **Bank account/IBAN** numbers you can add them in part **GENERAL INFO**

The screenshot shows the 'Invoice 2600181' form in Directo. The 'GENERAL INFO' section is expanded, showing fields for 'Pay term', 'Due date', 'Email', 'Price formula', and 'Salesman'. The 'Bank account/IBAN' field is set to 'PL2222222222222222' and the 'Factoring' checkbox is checked. A 'select fields' dialog is open on the right, showing a list of fields with checkboxes. The 'Bank account/IBAN' and 'Factoring' checkboxes are checked in this dialog. A table of bank accounts is also visible, with columns for 'BANK ACCOUNT/IBAN', 'CUSTOMER', 'CURRENCY', 'DESCRIPTION', 'BANK', 'SWIFT', 'NAME', 'ADDRESS', and 'VAT REG NO'. The table contains two rows: one for 'mBank' and one for 'Santander Consumer Bank test'.

4.5. Sales invoice with RR

If in Directo sales invoices you are using **RR** in rows, to the KSEF information will be send according to these rules:

- **Quantity** - from the firs row with the same **RR** number
- **Sum** - from all rows with the same **RR** number (field RR suma) calculated by formula: Qty * Net price
- **VAT code configuration** - from the firs row with the same **RR** number
- **Item information: name and code** - from the firs row with the same **RR** number

The screenshot shows the 'Invoice 2600184' interface. The main table has columns: No., RR, Item, Qt, Description, Unit price, %, Net price, Total, VAT. Red boxes highlight the RR, Item, and Total columns. A PDF preview on the right shows the invoice details with red numbers 1, 2, and 3 pointing to the RR, Item, and Total fields respectively.

5. FIXME - Additional information in part "Dodatkowy opis"



6. Additional information in part "Stopka"

If you need to send the same additional information in all invoices, for example call center working time, discount codes...

Go to the setting and create **AutoText**. You can create more then one **AutoText**: Settings → Common Settings → AutoText, where:

- **USER** - KSEF
- **TYPE** - Informacje/StopkaFaktury
- **TEXT** - insert additional text

System settings > Common Settings > AutoText

Common Settings > Back New Copy Delete Save Status: View

KSEF

TEXT

TEST Serdecznie dziękujemy za zakupy w naszej firmie.
W dniach 10.12.2026 r. - 17.12.2026 r. z kodem „test” zamawiając towar w naszym sklepie internetowym, zapłacisz 30% mniej za wszystkie ozdoby choinkowe, opakowania prezentowe oraz zabawki!
Chcesz zwrócić towar, złożyć reklamację, zgłosić opinię w zakresie jakości naszej obsługi lub uzyskać dodatkowe informacje dotyczące obowiązujących promocji? Skontaktuj się z naszą infolinią (tel. 111 111) – konsultanci pracują 5 dni w tygodniu w godzinach 8:00-18:00. Zapraszamy!

USER KSEF

TYPE Informacje/StopkaFaktury

FILTER

Result in KSEF:

Pozostałe informacje

Stopka faktury

TEST Serdecznie dziękujemy za zakupy w naszej firmie.
W dniach 10.12.2026 r. - 17.12.2026 r. z kodem „test” zamawiając towar w naszym sklepie internetowym, zapłacisz 30% mniej za wszystkie ozdoby choinkowe, opakowania prezentowe oraz zabawki!
Chcesz zwrócić towar, złożyć reklamację, zgłosić opinię w zakresie jakości naszej obsługi lub uzyskać dodatkowe informacje dotyczące obowiązujących promocji? Skontaktuj się z naszą infolinią (tel. 111 111) – konsultanci pracują 5 dni w tygodniu w godzinach 8:00-18:00. Zapraszamy!

First AutoText

TEST Serdecznie dziękujemy za zakupy w naszej firmie.
Test test test
2 5 8
562

Second AutoText

Stopka faktury

lub uzyskać dodatkowe informacje dotyczące obowiązujących promocji? Skontaktuj się z naszą infolinią (tel. 111 111) – konsultanci pracują 5 dni w tygodniu w godzinach 8:00-18:00. Zapraszamy! (COPY)

From:

<https://wiki.directo.ee/> - **Directo Help**

Permanent link:

https://wiki.directo.ee/pl/ksef_sales?rev=1778161148

Last update: **2026/05/07 16:39**

