

# Sisukord

<b>ACCOUNTANT MANUAL</b>	3
<b>TRANSACTIONS</b>	3
When importing a financial transaction (by bulk import), no date is filled in the rows	3
How can I change balance in EUR to USD?	4
<b>BANK STATEMENTS</b>	5
Why does the bank statement START BALANCE DIFF sum is shown in red	5
If the bank statement is linked to the wrong document, what to do?	6
Can a bank statement be linked to a financial transaction already made?	6
I transfer money from one bank account to another, why a double entry occurs?	7
I transfer money from one bank account to another. I use a bank statement – how should the bank statement rules be created?	7
On the bank statement, receipts via TREASURY are not placed on the correct customer	9
The bank statement has not arrived, how can I add it manually	9
The user can't see some bank accounts statements and information	10
<b>Expenses</b>	11
How do I see expense sums by different currencies?	11
How should employees' daily allowances be entered??	12
<b>EXPENSE DUE</b>	13
<b>FIXED ASSET</b>	13
How can I check if all fixed assets and low value assets cards have been created?	13
How can I get fixed assets as of 31.12.2019?	14
Why the asset history report does not match the balance sheet	14
Can the car fringe benefit also be calculated for low value assets?	15
Can fixed assets be partially written off on the asset card?	15
<b>OBJECTS</b>	15
<b>NETTINGS</b>	15
<b>MIDDLE TRANSACTIONS</b>	15
<b>BUDGETS</b>	15
<b>BALANCE</b>	15
I want to exclude one object from a certain object level	15
Why does the balance sheet show all the income statement accounts with a plus sign	15
<b>INCOME STATEMENT</b>	16
<b>NOMINAL LEDGER</b>	16
The nominal ledger gives an error message	16
Exclusion in the nominal ledger	16
Project exclusion in nominal ledger	17
Object exclusion in nominal ledger	18
How to grant rights to see only certain account statements	20
<b>PAYMENT SHEET</b>	22
<b>STATE BALANCE SHEET</b>	22
Why the State account does not appear in the balance data	22
<b>LIQUIDITY REPORT</b>	22
<b>MAINTENANCE - CURRENCY RATE CONVERTER</b>	23
How to start using the currency converter, if until now the currency recalculation transactions have been made manually	23
<b>TAX OFFICE</b>	24
TSD Annexes 4,5,6	24
<b>SALES INVOICE</b>	28

How can I change the payment term on a confirmed sales invoice? .....	28
Why credit invoice transactions are not with a minus sign? .....	29
Issuing a sales invoice if the customer is subject to VAT in several countries .....	30
<b>RECEIPT</b> .....	30
<b>10. Laekumisel - raha tagastamine kliendile</b> .....	30
<b>SALES LEDGER</b> .....	31
<b>PURCHASE INVOICE</b> .....	31
How to record a capital lease on a purchase invoice .....	31
Confirming the prepayment on the purchase invoice gives an error message .....	32
If the company is not liable for VAT - how to enter purchase invoices .....	32
1. Put cost sum including VAT into the cost and VAT 0 .....	32
2. Enter the cost sum without VAT in the cost and VAT 20 (proportion 0) .....	33
How to report sums paid to the Tax Board and interest payments in Directo? .....	35
Can the payment schedule be copied from Excel to Directo? .....	38
The purchase invoice displays a message "the purchase prepayment is smaller than the supplier's prepayment" xxx.00 .....	38
Error message - account on the row 1 has missing corresponding account .....	39
The purchase invoice corresponding account would have other objects, projects than the expense account .....	41
Why does the comment not change on confirmed purchase invoice transaction .....	41
<b>PAYMENT</b> .....	41
Why payment have two currency exchange accounts when a foreign currency invoice is paid in EUR? .....	41
Payment - why is the sum with a minus sign payable to the supplier red .....	42
Company name on files sent to the bank and the Tax Office .....	42
Why are purchase invoices not added up when creating a payment order from the payment to the bank .....	43
Error message when importing payment to the bank - comment too long .....	43
Why can't the payment be confirmed, even though the row has object? .....	44
Why is it not allowed to use a prepayment in foreign currency? .....	44
Why is there a difference in purchase ledger when using an prepayment on a purchase invoice in foreign currency? .....	45
Example .....	45
<b>SUPPLIER</b> .....	48
Automatic .....	48
How can I add leasing invoices to automation? .....	48
<b>PURCHASE LEDGER</b> .....	48
I delete the purchase invoice, but it is still on the purchase ledger .....	49
<b>VAT</b> .....	49
Posting of VAT accounts .....	49
How to set up reverse sales tax that cannot be reclaimed .....	49
<b>GROUP</b> .....	50
Group - sold company removal .....	50
Group - I would like to view the data of the consolidated company in a different currency in the group database .....	52
<b>OTHER FREQUENTLY ASKED QUESTIONS</b> .....	53
Documents do not fit on one page .....	53
OSS declaration .....	54

# ACCOUNTANT MANUAL

Here we write tricks that make the accountant's life faster and easier.

## TRANSACTIONS

**When importing a financial transaction (by bulk import), no date is filled in the rows**

If it is necessary to bulk import the transactions row date, you must also import **Periodized - Row** with the value **1**.

Nr	Nimetus		Järjekord
	NUMBER - Päis		
1	AEG - Päis	—	↑ ↓
2	SELETUS - Päis	—	↑ ↓
3	KONTO - Rida	—	↑ ↓
4	DEEBET - Rida	—	↑ ↓
5	KREEDIT - Rida	—	↑ ↓
6	AEG - Rida	—	↑ ↓
7	PERIODISEERITUD - Rida	—	↑ ↓

Example :

	A	B	C	D	E	F	G	H
1								
2	Päis. Number	Päis.Aeg	Päis.Seletus	Rida. Konto	Rida. Deebet	Rida. Kreedit	Rida. Aeg	Rida. periodise eritud
3	100030	01.01.2021	Massimpordi test	113431	2000.00			
4	100030	01.01.2021	Massimpordi test	521115	1000.00			
5	100030	01.01.2021	Massimpordi test	212211		3000.00		
6	100030	01.01.2021	Massimpordi test	113431		1000.00	01.02.2021	1
7	100030	01.01.2021	Massimpordi test	521115	1000.00		01.02.2021	1
8	100030	01.01.2021	Massimpordi test	113431		1000.00	01.03.2021	1
9	100030	01.01.2021	Massimpordi test	521115	1000.00		01.03.2021	1
10								
11								
12								

Kollasega osa kopeerida massimpordi peale

The same transaction after bulk import :

<<: Finants - kanne FIN:100030 v2 - Google Chrome

login.directo.ee/ocra\_directo\_jane/fin\_kanne.asp?number=100030&tyyp=FIN

Sule Uus Koopia Salvesta Kustuta Trüki F << >> Olek: Vaata Tüüp FIN

Periodiseeri PÕRDKANNE Muutused

Number 100030 Aeg 01.01.2021 Viide Käive 5000 5000  
Seletus Massimpordi test Vahe 0

Pangaväljavõtteid: -

Looja 06.06.2021 8:55:28 Viimati muutis: JANE 06.06.2021 8:55:28 Massasetaja Aseta retsept Jaga ressurssidelt

NR	Konto	Objektid	Projekt	Sisu	Deebet	Kreedit	KM kood	Aeg
1	113431			Ettemakstud varakindlustus	2000.00			
2	521115			Ruumide kindlustus	1000.00			
3	212211			Hankijatele tasumata arved		3000.00		
4	113431			Ettemakstud varakindlustus		1000.00		01.02.2021
5	521115			Ruumide kindlustus	1000.00			01.02.2021
6	113431			Ettemakstud varakindlustus		1000.00		01.03.2021
7	521115			Ruumide kindlustus	1000.00			01.03.2021

## How can I change balance in EUR to USD?

If the account should have USD-s, but until now the transactions have been made in EUR-s, then in order to adjust the account, EUR-s must be written off and USD-s must be received.

Example: The account must have 1000 USD on 31.03.2021, but there is 852.88 EUR (which is worth 1000 USD).

- The account still has transactions in EUR-s and the balance has been manually revalued to be correct as of 31.03.2021 exchange rate
- I make a financial transaction to adjust the amounts - I transfer USD-s instead of EUR. Enter the sums to correct the currency to the transaction Cur. debit field and currency cell - minus EUR-s on the account instead of USD-s.

Number 100072 Aeg 31.03.2021 Viide Käive 0 0  
 Seletus USD-ide konto korrastus (kontol peab olema 1000 USD-i) Vahe 0  
 Pangaväljavõtte: -  
 Looja JANE 06.10.2021 19:53:22 Viimati muutis: JANE 06.10.2021 20:05:48 Massasetaja Aseta retsept ☐ Jaga ressursidelt

NR	Konto	Objektid	Projekt	Sisu	Val. deebet	Val. krediid	Valuuta	Kurss	Kogus
1	111205			Pangakonto USD - sisestatud algselt EUR-is	-852.88		EUR	1	0
2	111205			Pangakonto USD - sisestatud algselt EUR-is	1000		USD	0.852878465	0

## Nominal ledger transactions as example

111205 Pangakonto USD - sisestatud algselt EUR-is											
Algsaldo		0,00									
Number	Objekt	Aeg	Seletus	KMK	Deebet	Kreedid	Val.deebet	Val.kreedid	Val.	Muutus	Saldo
FIN.100069		31.12.2020	saime USD-i laenu 1000 USD-i		814,93	0,00	814,93	0,00	EUR	814,93	814,93
FIN.100070		31.01.2021	USD-i ümberhindlus - kasitsi		9,65	0,00	9,65	0,00	EUR	824,58	824,58
FIN.100071		28.02.2021	USD-i ümberhindlus - kasitsi		1,02	0,00	1,02	0,00	EUR	825,60	825,60
FIN.100073		31.03.2021	USD-i ümberhindlus - kasitsi		27,28	0,00	27,28	0,00	EUR	852,88	852,88
FIN.100072		31.03.2021	USD-ide konto korrastus (kontol peab olema 1000 USD-i)		-852,88	0,00	-852,88	0,00	EUR	0,00	0,00
FIN.100072		31.03.2021	USD-ide konto korrastus (kontol peab olema 1000 USD-i)		852,88	0,00	1 000,00	0,00	USD	852,88	852,88
Lõppsaldo		852,88									



If the account has currency that has not been revalued, then currency revaluation transaction should be made first. Then in the future can use Maintenance > Currency rates > Currency rate converter to convert currency rates.

## BANK STATEMENTS

### Why does the bank statement START BALANCE DIFF sum is shown in red

If there is a red non-zero number in the DIFF cell, it means that the bank start balance for that day and the Directo account start balance are not equal. If the DIFF cell has a number for a long time, look at the previous days bank statements and find a bank statement with a start balance DIFF a zero and start checking from that day.

**Start balance** block contains information fields

- **In fail** - shows start balance in bank
- **Directo** - shows account start balance in Directo
- **DIFF** - shows the bank statement start balance difference

If everything is correct, the DIFFERENT sum will be a 0.00 number in black colour.

Date: 25.08.2022			
Start balance Final Balance			
In file:	232 565.81	240 925.42	EUR
Directo:	232 565.81	240 925.42	EUR
DIFF.:	0.00	0.00	

If the day's start balance does not equal to the bank start balance statement in Directo, DIFF will show a red number.

Bank Statements 220723\_v2 - Work - Microsoft Edge

https://login.directo.ee/ocra\_/fin\_valjavoote.asp?NUMBER=220723

Close New Copy Refresh Delete Save IMPORT SEPA EST Print Mail F << >> Status: View Date: 25.08.2022

Number: 220723 Date: 25.08.2022 Employee: (directo) Sum: 0.00 Closed

Pay mode: 3 Comment: GW 20220826-0717-SEB\_PeriodicStati Object: Project

In file:	Start balance	Final Balance	EUR	Transactions:	IN	OUT
Directo:	452 554.38	452 554.38	EUR	0	0	
DIFF:	37 219.29	37 219.29	EUR	0.00	-0.00	

ALL | Not used | Receipt | Payment | Transaction | Card payment | Expense due | Cash | Salary payment | Set type for selected: Not used

NO	Date	Account No	Reg No	ID number Company	Description	Currency	Sum	Fee	Reference no	Payment No	Rule Type	Doc no	Account
1													
2													
3													
4													
5													

If there is a sum, then the bank day Start balance in Directo is incorrect

If the DIFF number is red on the bank statement, it means that the previous day's bank statement final balance is not the same sum in the financial account and in the bank.

- Go to the **previous** day bank statement and check if all rows are covered with transactions.
- Check if all receipts and payments have been confirmed in the **previous** day's bank statement.
- If all the lines have been checked and there is still a difference, look at this account **previous day's** statement in the nominal ledger and check if all the rows are there.



Errors, that may occur

1. financial transaction has incorrect account
2. payment, receipt, etc. not created
3. payment, receipt has been created, but not confirmed
4. double payment, receipt has been created
5. accidentally have been deleted some bank service financial transaction
6. by mistake, the date was changed when making a copy of the bank service transaction

Find the error and fix it. DIFF sum is always 0.00 if everything is correct.

## If the bank statement is linked to the wrong document, what to do?

- Remove the wrong link in the row by pressing the red X in the Type column

Not used

Click on the red X and disconnect

Currency	Sum	Fee	Reference no	Payment No	Rule Type	Doc no	Account
EUR	2850.77		32212691	1075	ADD	Receipt [X]	220286

- Select the document type and create a new link
- Check, if the correct connection was made
- Check account statement
- Mark the bank statement as closed

## Can a bank statement be linked to a financial transaction already made?

Financial transactions that are not created directly from a bank statement **cannot** be linked to a bank statement. When checking the bank statement, add Type „Not used“ to these bank statement lines. When all actions related to the bank statement have been completed, mark the bank statement as

closed.

## I transfer money from one bank account to another, why a double entry occurs?

If money is transferred between your own bank accounts and both bank accounts appear in the bank statement, you must check that only one bank statement has a financial transaction and on the other bank statement is marked „Not used“.

Example: **Without a rule** If both bank accounts appear on the bank statement, start with the account statement from which the money was withdrawn

ALL	Not used	Receipt	Payment	Transaction	Card payment	Expense due	Cash	Salary payment	Set type for selected	Not used	
NO Date	Account No	Reg No/ID number Company	Description	Currency	Sum	Fee	Reference no	Payment No	Rule Type	Doc no	Account
1									ADD	Transaction	100074 113101
2	30.01.2021	EE865555221	My own company's name Money transfer	eur	200.00				ADD	Transaction	10201
3									Not used		
4									Not used		
5									Not used		
6									Not used		
7									Not used		

If you don't want to create rules for the bank statement, can select a transaction and mark the account where the money goes to. To create a transaction, click Transaction option and Create transaction from the top bar to activate it.

### Transaction

<: Finants - kanne FIN:210347 v2 - Google Chrome

login.directo.ee/ocra\_.../fin\_kanne.asp?tyyp=FIN&number=210347

Sule Uus Koopia Meil Trüki Finantskanne F << >> Olek: Muudetud Tüüp FIN

Periodiseeri PÕÖRDKANNE MIINUSKANNE Muutused

Number 210347 Aeg 30.01.2021 Viide Käive 200000 200000

Seletus raha ülekanne Minu oma firma nimi Vahe 0

Pangaväljavõtte: 210031

Looja JANE 27.05.2021 12:03:05 Viimati muutis: JANE 27.05.2021 12:03:04 Massasetaja Aseta retsept Jaga ressursidelt

NR	Konto	Objektid	Projekt	Sisu	Deebet	Kreedit	KM k
1	10202			Minu oma firma nimi raha ülekanne		200000.00	
2	10201			Minu oma firma nimi raha ülekanne	200000.00		

Mark the row „Not used“ on the money income bank statement, because the transaction has already been prepared.

ALL	Not used	Receipt	Payment	Transaction	Card payment	Expense due	Cash	Salary payment	Set type for selected	Not used	Generate: Transaction
NO Date	Account No	Reg No/ID number Company	Description	Currency	Sum	Fee	Reference no	Payment No	Rule Type	Doc no	Account
1									ADD	Transaction	100074 113101
3	30.01.2021	EE865555221	My own company's name Money transfer	EUR	20000.00				Not used		

## I transfer money from one bank account to another. I use a bank statement - how should the bank statement rules be created?

2) **Rules: option 1.** If you have a lot of money moving between your bank accounts, you can create bank statement rules, that make transactions themselves.

Create a new rule from the bank statement row (Rule column - Add), where the necessary fields are

filled in:

### Add new

CODE	<input type="text"/>	Write the rule code, for example ACCOUNT_6221 (the last 4 digits of the bank account)
NAME	<input type="text" value="My own company's name"/>	
PAY MODE	<input type="text" value="T"/>	?
PRIORITY	<input type="text"/>	?

### Rule conditions

DIRECTION	<input type="text" value="Out"/>	
OTHER PARTY NAME	<input type="text" value="My own company's name"/>	?
OTHER PARTY ACCOUNT NUMBER	<input type="text" value="EE86 6221"/>	
SUM	<input type="text" value="200.00:200.00"/>	delete the sum, then the rule always applies despite the sum
CURRENCY	<input type="text" value="eur"/>	
DESCRIPTION	<input type="text" value="Money transfer"/>	?

### Outcome

TYPE	<input type="text" value="Transaction"/>	If you select "not used", then to the transaction row is written "not used" and you do not need to do anything
CUSTOMER	<input type="text"/>	
SUPPLIER	<input type="text"/>	
ACCOUNT	<input type="text" value="10201"/>	Write account number. The account is important for the transaction, objects and projects according to your need.
FEE ACCOUNT	<input type="text"/>	
OBJECT	<input type="text"/>	
PROJECT	<input type="text"/>	
VAT CODE	<input type="text"/>	
EMPLOYEE	<input type="text"/>	
FINANCE RECIEPE	<input type="text"/>	
REFERENCE	<input type="text"/>	
COMMENT	<input type="text" value="Payment between your accounts"/>	Write if you wish. No need to mark
PAY MODE	<input type="text"/>	
DETECT CUSTOMER	<input type="checkbox"/>	
DETECT SUPPLIER	<input type="checkbox"/>	



You can always test the rule by saving and if the transaction is not created as you want, you delete it. Open the rule and change until you get the desired result. Save the rule. Save the bank statement again - then transactions that have not been created are created based on the rules.

3) **Rules: option 2.** If you don't want to use the „Not used“ rule, you must create a rule for both bank statements, where the account is the bank's suspense account „money transfer“, choose yourself



whether to make a balance account or an off-balance account starting with a number 9!.

a) To the bank rule for withdrawing money, add bank's suspense account „money transfer“ to the account field, the transaction is created like this

NR	Konto	Objektid	Projekt	Sisu	Deebet	Kreedit	K
1	10299			Raha teel	200000.00		
2	10202			Minu oma firma nimi raha ülekanne		200000.00	

b) To the bank rule for the money coming in - add bank's suspense account „money transfer“ to the account field, so you can always check that the bank's suspense account must be 0. The transaction is created like this:

NR	Konto	Objektid	Projekt	Sisu	Deebet	Kreedit	KI
1	10201			Minu firma nimi - raha ülekanne	200000.00		
2	10299			Raha teel		200000.00	

## On the bank statement, receipts via TREASURY are not placed on the correct customer

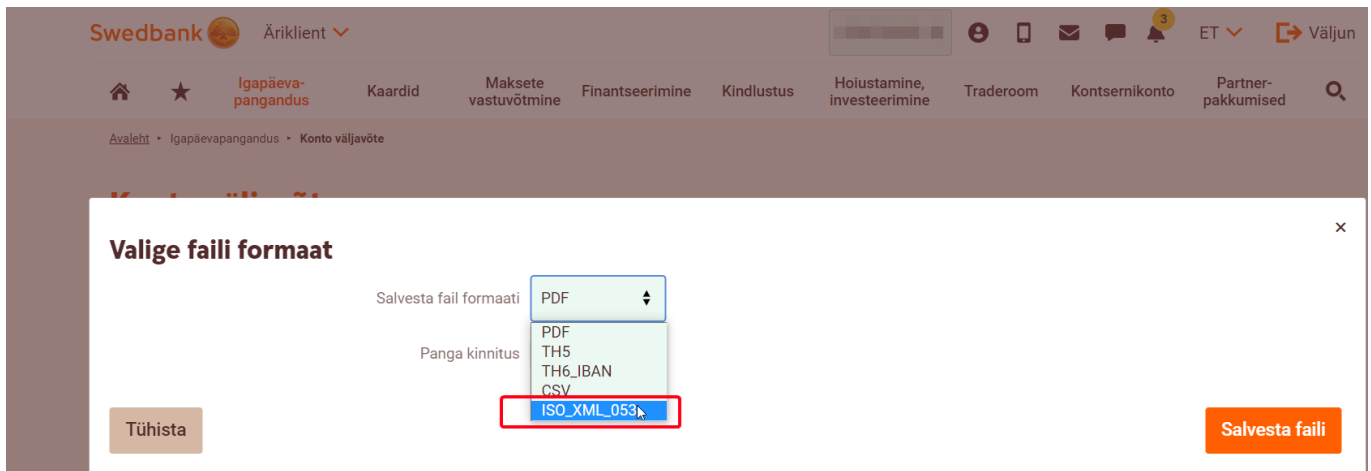
If the state board pays for the customers and the receipts are not tied to the invoice, then

- Use an invoice-based reference number
- Make sure that the reference number is indicated on the invoice printout sent to the customer
- When creating a receipt from a bank statement, the reference number is taken into account and the sums received are linked exactly based on the invoice reference number

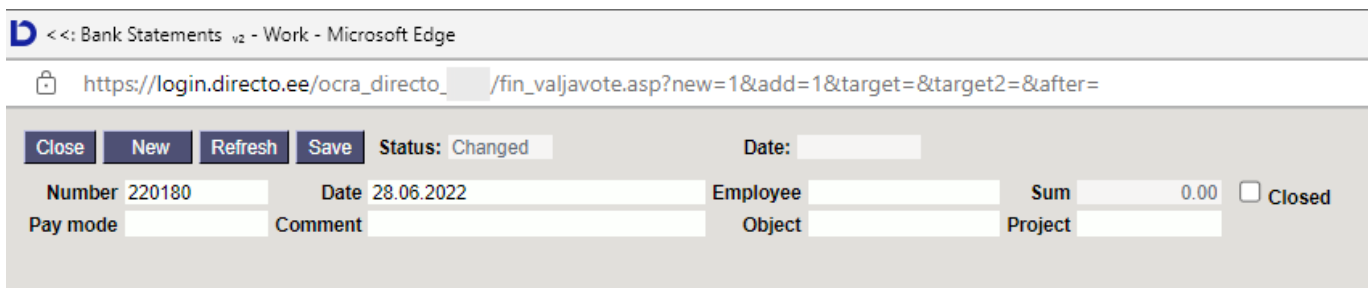
## The bank statement has not arrived, how can I add it manually

If for some reason the bank statement has not been automatically received in Directo (technical problem), the bank statement can be added manually.

- Download the required day's bank statement - file format ISO\_XML\_

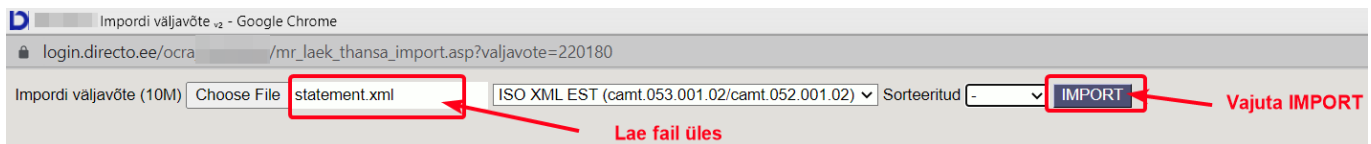


- Create a new bank statement in Directo



- Mark **Payment mode** and save, after that a button will appear
- Upload the file and press IMPORT

**IMPORT SEPA EST**



- After uploading will apply all automatically configured actions
- Check
- If the same day statement is received later, delete the duplicate bank statement

## The user can't see some bank accounts statements and information

Make a separate payment method for each bank account. We can limit the rights through payment visibility rights. Under user rights or user group rights, add the right to see restricted payment rights.

### Visibility rights

Forbidden	Allowed	Right
<input type="radio"/>	<input checked="" type="radio"/>	Pasters
<input type="radio"/>	<input checked="" type="radio"/>	Cost and NetProfit view
<input type="radio"/>	<input checked="" type="radio"/>	Invoice stock changing checkbox
<input type="radio"/>	<input checked="" type="radio"/>	Stock level column
<input type="radio"/>	<input checked="" type="radio"/>	Unbound attachments

>> Survey types ?

>> Allowed payment modes ?



If empty, everything is allowed. List of codes with commas. If even one code is filled, only that code is allowed.

## Expenses

### How do I see expense sums by different currencies?

If an expense has rows in several different currencies and/or different expenses have expenses in different currencies and want to view the report by currencies. For example expense:

Expense 100065 - Work - Microsoft Edge

https://login.directo.ee/ocra\_directo\_/fin\_kulutus.asp?NUMBER=100065

Close New Copy Save Mail Print F OPEN << >> Transaction Status Confirmed

Expense Due Event

Number 100065 Date 31.01.2022 Survey

Expender MARGUS Expender name Margus

Trans date 31.01.2022 Signer Project

Type Asset Object

Person JANE Start to

Comment Different costs

Order Ordinance Ext. Id

Int comment

Last changed by: 10.08.2022 14:11:18 Paste Recipe Bulk Insert

Currency EUR Vat Total 40.00 Subtotal 340.95 Base 340.95

Rate 1 Rate-D 0.00 To pay 380.95

NO	Type	Date	Doc NO	Supplier	Supplier name	Account	Object	Project	Description	Quantity	Currency	Rate	Base	Unit price	Subtotal	VATCode	VAT	RS VAT
1		15.01.2022	225	1010	Koopiaikeskus	125361	ADMIN.MALL		Paper	1	USD	0.882924245	105.9509		120.00	0	0.00	120.00
2		20.01.2022	2234	1012	Directo	527401			Directo training	1	EUR	200.0000	200.0000		200.00	1	40.00	240.00
3		20.01.2022	112	1011	DONALD Taxi	526401			Taxi	1	SEK	0.095337973	35.0005		367.12	0	0.00	367.12
4																		

Expender report - options With rows, Currency shows the selected expenses sums in different currencies below

<<: Expender report - Work - Microsoft Edge

[https://login.directo.ee/ocra\\_directo.../fin\\_aru\\_kulutaja.asp?showall=jee&otsi\\_kulutaja=MARGUS&personal\\_qf\\_kood=&personal\\_qf\\_sisu=&otsi\\_kinnitaja=&kas\\_aeg=2&otsi\\_aeg1=01.01.2022&otsi\\_aeg2=31.01.2022&seeria=](https://login.directo.ee/ocra_directo.../fin_aru_kulutaja.asp?showall=jee&otsi_kulutaja=MARGUS&personal_qf_kood=&personal_qf_sisu=&otsi_kinnitaja=&kas_aeg=2&otsi_aeg1=01.01.2022&otsi_aeg2=31.01.2022&seeria=)

ON EXPENSE:

Expender MARGUS

Range

Type

Confirmed all

Doc NO

Description

☒ With rows

☐ to customer

☐ With purchase invoices

☒ Currency

Subtotal

View common

Print

REPORT

Signer

Asset

Object

Supplier

Status

Doc NO

Comment

Account

Item

Person

Currency

Country

Project

City

Date

VAT code

Date

01.01.2022

31.01.2022

Number	Date Type	Expender Date	Object Object	Signer Supplier	Status Doc NO	Comment Account	Period Description	Days	Currency	Quantity	Subtotal Unit price	Vat Total Subtotal	To pay VAT	Currency RS VAT
100065	31.01.2022	MARGUS: Margus	ADMIN,MALLE	1010: Kooptakeskus 225	125361	Different costs	Paper		USD	1	0.00	120.00	0.00	120.00
	20.01.2022			1011: DONALD Taxi 112	526401		Taxi		SEK	1	0.00	367.12	0.00	367.12
	20.01.2022			1012: Directo	2234	527401	Directo training	0	EUR	1	0.00	200.00	40.00	240.00
Kokku:										3	687.12	40.00	727.12	

Currency EUR

Subtotal 340.95

Vat Total 40.00

To pay 380.95

Base currency 380.95

Current rate 380.95

Sum of rows by currencies:

Currency

USD 120.00

SEK 367.12

EUR 240.00

Selected expense rows in different currencies

How should employees' daily allowances be entered??

Daily allowances are reflected on the Expense document. Daily allowances are not part of the salary and are not reflected in the salary module.

- Create Expense type

Finance Settings > Expense Types

Back

New

Copy

Delete

Save

Status: View

Daily allowance

TYPE

DAILY\_ALLOWANCE

DESCRIPTION

Daily allowance

ACCOUNT

526101

>>

OBJECT

>>

PROJECT

>>

VAT CODE

>

UNIT PRICE

0

PERSONNEL INCOME

Yes

>

- Create expense and confirm

Expense 100066 - Work - Microsoft Edge

https://login.directo.ee/ocra\_directo.../fin\_kulutus.asp?NUMBER=100066

Close New Copy Confirm Save Delete Mail Print F << >> Status Changed

Expense Due Event

Number: 100066 Date: 14.06.2022 Survey:

Expenditor: MALLE Expenditor name: Malle Maasikas

☒ DataFields ☐ Proceeding

Trans date: 14.06.2022 Signer:  Project:

Type:  Asset:  Object:

Person: JANE Start:  to:

Comment:

Order:  Ordinance:  Ext. Id:

Int comment: Paevarahad Soome 15.06 - 16.06.2022

Last changed by: 14.06.2022 12:05:25 Paste Recipe Bulk Insert

Currency: EUR Vat Total: 0.00 Subtotal: 100.00 Base: 100.00

Rate: 1 Rate-D: 0.00 To pay: 100.00 Daily allowance to be paid

2 days Agreed daily allowance for one day

NO	Type	Date	Doc NO	Supplier	Supplier name	Account	Object	Project	Description	Quantity	Currency	Rate	Base	Unit price	Subtotal	VATCode	VAT	
1	DAILY_AI					526101			Daily allowance	2	EUR		1	100.0000	50.00	100.00		0

- Create a payment, in agreement with the employee before going on a business trip
- If by agreement with the employee the daily allowances are paid together with the business trip expense, then can create an expense, where all the expenses of the business trip are indicated.
- Expense types can be added to the salary printout, where is marked **Personnel income YES**.

## EXPENSE DUE

## FIXED ASSET

### How can I check if all fixed assets and low value assets cards have been created?

Report purchase invoices - write in the account cell the fixed asset accounts you want in the report (comma-separated list). Choose „show rows“. In the Name/Asset column the rows show the asset numbers, when the asset cards have been created.



Searches only for fixed assets created from the purchase invoice lines.

Report - Purchase invoices v2 - Work - Microsoft Edge

https://login.directo.ee/ocra\_directo.../or\_aru\_arved.asp?hankija=&klass=&hankija\_arve=&viide=&vkonto=&objekt=&projekt=&hankija\_tuyp=&data1=&data1\_t=&disav\_se...

**IN INVOICE**

Supplier:  Class:  Sup.Invoice:  Reference:

Account:  Object:  Project:  VAT zone:  Sup.type:

(Purchase invoice) Period: 01.08.2021 : 01.08.2021

Confirmed: all User:

Balance: (all) PayTerm:

Status: (all) Sum: is bigger than

Account: 125361 Type: (all)

VAT:

Contract:

Proceeding: Proceeder:

Total:

Role: (all) Proceeded:

Sorted by: Time View: common

☐ periodized ☒ show rows ☐ exact match ☐ to customer ☒ Currency ☐ points ☐ weight ☐ VAT Reg No ☐ Reg nr ☐ Comment

W/o Stock Receipt ☐ orig. subtotal

REPORT PRINT INVOICES MAIL INVOICES Print

Number	Account	Sup.Invoice	Time	Content	Due date	Supplier	Name	Project	Item	Qty	PayTerm	Object	VAT code	Sum	VAT	Total
100570	125361	010821	01.08.2021	Server C200	08.08.2021	1015	Markit Eesti AS			1	7	HR	1 100.00 EUR	220.00 EUR	1 320.00 EUR	
1							A118						1 100.00	220.00	1 320.00	

Currency: EUR Sum: 1 320.00 Base currency: 1 320.00 Current rate: 1 320.00

Number of rows: 1 100.00  
Number of rows: 1  
Row total: 1 100.00  
Row total VAT: 220.00

If the asset card has not been created, the asset code is not visible

## How can I get fixed assets as of 31.12.2019?

### Report - Asset list

Write in the time fields **Date** and **Valid** date 31.12.2019. **Valid** is a helpful field that also shows assets written off after the report date.

Report - Asset list v3 - Work - Microsoft Edge

https://login.directo.ee/ocra\_directo.../yld\_inventar\_aru\_nimekiri.asp

Code:  Class:  In charge:  Object:  Department:

Description:  Comment:  Customer:  Supplier:  Start:

SN:  Take asset:  Project:  Date: 31.12.2019

Sorted by: Date Written off:  End:

User:  Subtotal:  Valid: 31.12.2019

LV ID:  Actions:

☐ asset ☒ capital asset ☒ intangible asset ☐ written off ☐ Related ☒ money ☐ multiple datafields ☐ Closed ☐ dates ☐ Type ☐ Accounts ☐ insurance info ☐ Purchased ☐ customer ☐ master class ☐ action ☐ LV ID

Print REPORT

## Why the asset history report does not match the balance sheet

- The **closing checkmark** on the asset cards is intended to „write off“ low value assets, i.e. to remove them from the reports. The fixed asset cards should not be closed, when fixed assets are written off. If you close the card, it will no longer appear in the **Asset history** and **Asset List** reports, and the reports will not be comparable to the balance sheet.
- Actions in the asset module **changing the financial transactions dates** do not change the dates in the reports and the asset module and the balance sheet data are not comparable.
  - For example changing the depreciation transaction dates / sums
  - or changing the billing / write-off date

## Can the car fringe benefit also be calculated for low value assets?

**Can not.** The car fringe benefit is calculated on the **Asset Depreciation** report and only fixed assets come into that report.

Car fringe benefit can only be calculated for cars on fixed asset cards.

In case the cars do not belong to the company, but is in the company's use on an operating lease or other agreement basis, then a separate fixed asset class for the car fringe benefit should be created under the fixed asset classes.

## Can fixed assets be partially written off on the asset card?

Fixed assets cannot be partially written off on the asset card. If you want to write off a part, then you should write off all and then take into account only the part that remained. On the new fixed asset card, you can partially write off the fixed asset proportionally from the acquisition cost.

## OBJECTS

## NETTINGS

## MIDDLE TRANSACTIONS

## BUDGETS

## BALANCE

### I want to exclude one object from a certain object level

**Balance report**

I exclude one object from the object level

ARU

(Time start) 01.01.2021 (Compare) Currency Report ARU Configure

end 31.08.2022 Period Object IHR Level 15 (DEPART) Project

Unit/round 0,1 Depth (all) Language English Split

☒ accounts ☒ date ☒ total ☒ change ☒ zero ☐ unbalanced

☒ objects divided ☒ objects w/ name ☐ levels ☒ transpose

(DataField) (DataField) (DataField)

Print Mail REPORT

ADM	PROD	STOCK	Total
Administration	Production department	Stock and logistics	

### Why does the balance sheet show all the income statement accounts with a plus sign

If the income statement accounts are shown in the balance sheet description, then the income

accounts balances are shown with a + sign and expense account balances with a - sign, i.e. expense accounts balances also appear in the report with a + sign.

### Finants - pearaamat

Aeg: algus 01.01.2021 lõpp 31.12.2021 Konto algus 411001 lõpp 9999  
Korr. konto ☐ näita korr. kontosid Objekt KONS Tüüp   
Muutus on suurem kui  Selgitus Viide   
Keel  kande seletus   
Sort1 Aeg Sort2 sorteerimata ☒ ainult summa ☐ vaheld. kontod Firma

Konto	Nimetus	Algsaldo	Deebet	Kreedit	Muutus	Lõppsaldo
411001	Kauba müük	0.00	0.00	118.40	- 118.40	- 118.40
412001	Teenuste müük	0.00	0.00	2 915.38	- 2 915.38	- 2 915.38
522110	Tootearendus	0.00	4 337.37	4 337.37	4 337.37	4 337.37
651150	Intressikulud laenule - kontsern	0.00	2 858.06	0.00	2 858.06	2 858.06
<b>Kontod kokku</b>		<b>0.00</b>	<b>7 195.43</b>	<b>3 033.78</b>	<b>4 161.65</b>	<b>4 161.65</b>

### Bilanss

Kasumi kontroll

Aeg algus 01.01.2021 Võrreldav Valuuta Aruanne KK  
Lõpp 31.12.2021 Periood Objekt Tüüp  
Keel  (Laiali) ☒ objektid nimega ☒ muutus ☒ kontod ☐ aeg ☐ pöördtabel FIRMA

Aruandeaasta kasum (kahjum) (kõik)	01.01.2021	muutus	31.12.2021
411001 Kauba müük	0.00	118.40	118.40
412001 Teenuste müük	0.00	2 915.38	2 915.38
522110 Tootearendus	0.00	4 337.37	4 337.37
651150 Intressikulud laenule - kontsern	0.00	2 858.06	2 858.06
<b>Kokku Aruandeaasta kasum (kahjum) (kõik)</b>	<b>0.00</b>	<b>-4 161.65</b>	<b>-4 161.65</b>

login0.directo.ee/ /fin\_bilansiaru.asp?kood=KK

Sule Uus Koopia Jata Kustuta Salvesta Olek: Vaata ARUANNE Puuduvad kontod

Kood KK Objekt Kasutaja Taksonoomia

Nimi Kasumi kontroll Kommentaar

Vimati muudis SUPER 26.08.2022 15:48:29

NR	Number	Tüüp	Kontod / Tehe	Objekt	Tekst	Klass	Gra
1	3750	1(Tulem)	411000.711999		Aruandeaasta kasum (kahjum) (kõik)	1(Kreedit)	

## INCOME STATEMENT

## NOMINAL LEDGER

### The nominal ledger gives an error message

The nominal ledger does not open on the screen if the data volumes are too large and shows an error message. The nominal ledger data can get to excel by selecting the necessary fields and pressing the CSV button directly.

### Finants - Pearaamatu aruanne

Aeg: algus 01.09.2000 lõpp 29.09.2021 Konto algus 4 lõpp 9 Projekt  (lisaväli)  
Korr. konto ☐ näita korr. kontosid Objekt Tüüp  Keel  (lisaväli)  
Muutus on suurem kui  Selgitus Viide  Klient  (lisaväli)  
Sort1 Aeg Sort2 sorteerimata Kanne 237 Hankija  Uhik/täpsus 0,01  
KM kood (kõik) Tasemeta Valuuta Vahesumma ☐ ainult saldoga ☐ tasemed ☐ lisainfo

An error occurred on the server when processing the URL. Please contact the system administrator.  
If you are the system administrator please click [here](#) to find out more about this error.

See the instruction here:

[salvesta\\_aruanne\\_csv\\_failina](#)

### Exclusion in the nominal ledger

Set in system settings - character to search empty field (a little-used sign that you like - for example #)



## System settings (1)

### COMMON SETTINGS

Character to search empty field

#



From nominal ledger can check does all transactions have necessary objects and projects.

KENA PÄEV: Finants - pearaamat v2 - Google Chrome

login.directo.ee/ocra\_directo\_jane/fin\_aru\_pea.asp?uus=ei&aeg1=01.01.2021&aeg2=31.01.2021&kred\_konto=40000&konto=50641&projekt=&projekt\_qf\_ko

### Finants - Pearaamatu aruanne

Aeg algus 01.01.2021 lõpp 31.01.2021 Konto algus 40000 lõpp 50641 Projekt

Korr. konto ☐ näita korr. kontosid Objekt  Tüüp  Keel

Muutus on suurem kui  Selgitus  Viide  Klient

Sort1 Aeg Sort2 sorteerimata Kanne  Hankija  Ühik/täpsus 0,01

KM kood (kõik)  Tasemeta  Valuuta  Vahesumma  ☐ ainult saldoga

☐ rea seletus ☐ ainult summa ☐ vaheld. kontod ☒ muutusega kontod ☐ saldeerimata ☐ tasemed ☐ lisainfo **Trüki** **ARUANNE**

40131 Tulud teenuste müügist									
Algsaldo 0.00									
Number	Objekt	Projekt	Aeg	Seletus	KMK	Deebet	Kreedit	Muutus	Saldo
ARVE.10006			01.01.2021	Tulud teenuste müügist	1	0.00	9 965.82	-9 965.82	-9 965.82
ARVE.10005	OBJEKT1	PROJEKT1	01.01.2021	Tulud teenuste müügist	1	0.00	1 000.00	-10 965.82	-10 965.82
ARVE.10002	OBJEKT1		01.01.2021	Tulud teenuste müügist	1	0.00	100.00	-11 065.82	-11 065.82
						0.00	11 065.82	-11 065.82	-11 065.82
Lõppsaldo				-11 065.82					
50641 Raamatupidamisteenused									
Algsaldo 0.00									
Number	Objekt	Projekt	Aeg	Seletus	KMK	Deebet	Kreedit	Muutus	Saldo
OST.10002			01.01.2021	Raamatupidamisteenused	1	814.93	0.00	814.93	814.93
OST.10003			01.01.2021	Raamatupidamisteenused	1	99.66	0.00	914.59	914.59
OST.10006	OBJEKT1	PROJEKT1	01.01.2021	Raamatupidamisteenused	1	814.93	0.00	1 729.52	1 729.52
OST.10005	OBJEKT1		01.01.2021	Raamatupidamisteenused	1	99.66	0.00	1 829.18	1 829.18
OST.10001	OBJEKT1		01.01.2021	Raamatupidamisteenused	1	1 000.00	0.00	2 829.18	2 829.18
OST.10008	OBJEKT1	PROJEKT2	05.01.2021	Raamatupidamisteenused	1	99.43	0.00	2 928.61	2 928.61
						2 928.61	0.00	2 928.61	2 928.61
Lõppsaldo				2 928.61					

## Project exclusion in nominal ledger

Show me transactions, where the project is missing. For this, add the empty field character, marked in the system settings, to the project cell (for example: #).

Finants - Pearaamatu aruanne

Aeg algus

01.01.2021

lõpp

31.01.2021

Konto algus

40000

lõpp

50641

Projekt #

Korr. konto

☐

näita korr. kontosid

Objekt

Tüüp

Keel

Muutus

on suurem kui

Selgitus

Viide

Klient

Sort1

Aeg

Sort2

sorteerimata

Kanne

Hankija

Ühik/täpsus

0,01

KM kood

(kõik)

Tasemeta

Valuuta

Vahesumma

☐

ainult saldoga

☐

rea seletus

☐

ainult summa

☐

vaheld. kontod

☒

muutusega kontod

☐

saldeerimata

☐

tasemed

☐

lisainfo

Trüki

ARUANNE

40131

Tulud teenuste müügist

Algsaldo

0.00

Number	Objekt	Projekt	Aeg	Seletus	KMK	Deebet	Kreedit	Muutus	Saldo
ARVE.10006			01.01.2021	Tulud teenuste müügist	1	0.00	9 965.82	-9 965.82	-9 965.82
ARVE.10002	OBJEKT1		01.01.2021	Tulud teenuste müügist	1	0.00	100.00	-10 065.82	-10 065.82
						0.00	10 065.82	-10 065.82	-10 065.82

Lõppsaldo

-10 065.82

50641

Raamatupidamisteenused

Algsaldo

0.00


Number	Objekt	Projekt	Aeg	Seletus	KMK	Deebet	Kreedit	Muutus	Saldo
OST.10002			01.01.2021	Raamatupidamisteenused	1	814.93	0.00	814.93	814.93
OST.10003			01.01.2021	Raamatupidamisteenused	1	99.66	0.00	914.59	914.59
OST.10005	OBJEKT1		01.01.2021	Raamatupidamisteenused	1	99.66	0.00	1 014.25	1 014.25
OST.10001	OBJEKT1		01.01.2021	Raamatupidamisteenused	1	1 000.00	0.00	2 014.25	2 014.25
						2 014.25	0.00	2 014.25	2 014.25

Lõppsaldo

2 014.25

Object exclusion in nominal ledger

To search transactions which has for example a car object missing, we need to exclude this level object level.



To exclude multiple levels objects, add a list of object levels separated by a comma.

<<

Paste Objects v2 - Work - Microsoft Edge

https://login.directo.ee/ocra\_directo/.../yld\_m\_objekt\_asetasp?unit=put\_objekt&kuhu=fin\_aru\_pea.objekt&...

A

Level Type

Object

1

OSAKOND

2

ALAMOSAKOND

3

ASUKOHT

5

ISIK

6

AUTO

7

OSS JA IOSS ERIKORD

8

OSS JA IOSS ERIKORRA RIIK

9

INTERNAL TRANSACTION/EXTERNAL TR

13

RIIGI RAHAVOOD

15

DEPARTMENT

PASTE

New

Show All

PASTE

Initial example:

Finants - Pearaamatu aruanne

Aeg algus

01.01.2021

lõpp

31.01.2021

Konto algus

40000

lõpp

523104

Projekt

+

(lisaväli)

▼

Korr. konto

☐ näita korr. kontosid

Objekt

Tüüp

▼

Keel

▼

(lisaväli)

▼

Muutus

on suurem kui

Selgitus

Viide

Klient

+

(lisaväli)

▼

Sort1

Aeg

Sort2

sorteerimata

Kanne

▼

Sügavus

(kõik)

Hankija

+

Ühik/täpsus

0,01

▼

KM kood

(kõik)

Tasemeta

Valuuta

Vahesumma

▼

☐ ainult saldogaga

☐ rea seletus

☐ ainult summa

☐ vaheld. kontod

☒ muutusega kontod

☐ saldeerimata

☐ tasemed

☐ lisainfo

Trüki

ARUANNE

412001

Teenuste müük

-14 248,21

Number	Objekt	Projekt	Aeg	Seletus	KMK	Deebet	Kreedit	Muutus	Saldo
ARVE.100064	ADMIN	K201.Paikesepaneelid	01.01.2021	Koolitus	1	0,00	679,11	-679,11	-14 927,32
ARVE.100065	ADMIN	K201.Paikesepaneelid	01.01.2021	Koolitus	1	0,00	679,11	-1 358,22	-15 606,43
ARVE.100066	ADMIN	K201.Paikesepaneelid	01.01.2021	Koolitus	1	0,00	679,11	-2 037,33	-16 285,54
						0,00	2 037,33	-2 037,33	-16 285,54

Lõppsaldo

-16 285,54

521115

Ruumide kindlustus

0,00

Number	Objekt	Projekt	Aeg	Seletus	KMK	Deebet	Kreedit	Muutus	Saldo
FIN.100030			01.01.2021	Ruumide kindlustus		1 000,00	0,00	1 000,00	1 000,00
						1 000,00	0,00	1 000,00	1 000,00

Lõppsaldo

1 000,00

522109

Väikevahendid

0,00

Number	Objekt	Projekt	Aeg	Seletus	KMK	Deebet	Kreedit	Muutus	Saldo
OST.100063			01.01.2021	printer kontorisse	1	400,00	0,00	400,00	400,00
OST.100062			01.01.2021	klaviatuurid	1	350,00	0,00	750,00	750,00
OST.100061	VAIKEV	K203.Mesi 23 hoone ehitus	01.01.2021	väikevahendid - parandus	1	679,11	0,00	1 429,11	1 429,11
						1 429,11	0,00	1 429,11	1 429,11

Lõppsaldo

1 429,11

523104

Autode kindlustus

0,00

Number	Objekt	Projekt	Aeg	Seletus	KMK	Deebet	Kreedit	Muutus	Saldo
FIN.100060	HANS,746MST		01.01.2021	Autode kindlustus		12 000,00	0,00	12 000,00	12 000,00
FIN.100060	HANS,746MST		01.01.2021	Autode kindlustus		0,00	11 000,00	1 000,00	1 000,00
						12 000,00	11 000,00	1 000,00	1 000,00

Lõppsaldo

1 000,00

Show me transactions, where level 6 objects are missing

Finants - Pearaamatu aruanne

Aeg algus

01.01.2021

lõpp

31.01.2021

Konto algus

40000

lõpp

523104

Projekt

+

(lisaväli)

▼

Korr. konto

☐ näita korr. kontosid

Objekt

Tüüp

▼

Keel

▼

(lisaväli)

▼

Muutus

on suurem kui

Selgitus

Viide

Klient

+

(lisaväli)

▼

Sort1

Aeg

Sort2

sorteerimata

Kanne

▼

Sügavus

(kõik)

Hankija

+

Ühik/täpsus

0,01

▼

KM kood

(kõik)

Tasemeta

6

Valuuta

Vahesumma

▼

☐ ainult saldogaga

☐ rea seletus

☐ ainult summa

☐ vaheld. kontod

☒ muutusega kontod

☐ saldeerimata

☐ tasemed

☐ lisainfo

Trüki

ARUANNE

412001

Teenuste müük

-14 248,21

Number	Objekt	Projekt	Aeg	Seletus	KMK	Deebet	Kreedit	Muutus	Saldo
ARVE.100065	ADMIN	K201.Paikesepaneelid	01.01.2021	Koolitus	1	0,00	679,11	-679,11	-14 927,32
ARVE.100064	ADMIN	K201.Paikesepaneelid	01.01.2021	Koolitus	1	0,00	679,11	-1 358,22	-15 606,43
ARVE.100066	ADMIN	K201.Paikesepaneelid	01.01.2021	Koolitus	1	0,00	679,11	-2 037,33	-16 285,54
						0,00	2 037,33	-2 037,33	-16 285,54

Lõppsaldo

-16 285,54

521115

Ruumide kindlustus

0,00

Number	Objekt	Projekt	Aeg	Seletus	KMK	Deebet	Kreedit	Muutus	Saldo
FIN.100030			01.01.2021	Ruumide kindlustus		1 000,00	0,00	1 000,00	1 000,00
						1 000,00	0,00	1 000,00	1 000,00

Lõppsaldo

1 000,00

522109

Väikevahendid

0,00

Number	Objekt	Projekt	Aeg	Seletus	KMK	Deebet	Kreedit	Muutus	Saldo
OST.100063			01.01.2021	printer kontorisse	1	400,00	0,00	400,00	400,00
OST.100062			01.01.2021	klaviatuurid	1	350,00	0,00	750,00	750,00
OST.100061	VAIKEV	K203.Mesi 23 hoone ehitus	01.01.2021	väikevahendid - parandus	1	679,11	0,00	1 429,11	1 429,11
						1 429,11	0,00	1 429,11	1 429,11

Lõppsaldo

1 429,11

Show me transactions, where department (level 1), subdivision (level 2) and car (level 6) objects is missing

### Finants - Pääraamatu aruanne

Aeg algus: 01.01.2021 lõpp: 31.01.2021 Konto algus: 40000 lõpp: 523104  
 Korr. konto: ☐ näita korr. kontosid Objekt: Tüüp: Keel: (lisaväli)  
 Muutus: on suurem kui Selgitus: Viide: Klient: (lisaväli)  
 Sort1: Aeg Sort2: sorteerimata Kanne: Sügavus: (kõik) Hankija: Ühik/täpsus: 0,01  
 KM kood: (kõik) Tasemeta: 1,2,6 Valuuta: VaheSumma: ainult saldoga  
☐ rea seletus ☐ ainult summa ☐ vaheld. kontod ☒ muutusega kontod ☐ saldeerimata ☐ tasemed ☐ lisainfo

521115 Ruumide kindlustus		Algsaldo		0,00											
Number	Objekt	Projekt	Aeg	Seletus	KMK	Deebet	Kreedit	Muutus	Saldo						
FIN.100030			01.01.2021	Ruumide kindlustus		1 000,00	0,00	1 000,00	1 000,00						
Lõppsaldo															
522109 Väikevahendid		Algsaldo		0,00											
Number	Objekt	Projekt	Aeg	Seletus	KMK	Deebet	Kreedit	Muutus	Saldo						
OST.100063			01.01.2021	printer kontoris	1	400,00	0,00	400,00	400,00						
OST.100062			01.01.2021	klaviatuurid	1	350,00	0,00	750,00	750,00						
OST.100061	VAIKEV	K203.Mesi 23 hoone ehitus	01.01.2021	väikevahendid - parandus	1	679,11	0,00	1 429,11	1 429,11						
Lõppsaldo															

Show me transactions, where department (level 1), subdivision (level 2) and car (level 6) objects and project is missing.

### Finants - Pääraamatu aruanne

Aeg algus: 01.01.2021 lõpp: 31.01.2021 Konto algus: 40000 lõpp: 523104  
 Korr. konto: ☐ näita korr. kontosid Objekt: Tüüp: Keel: (lisaväli)  
 Muutus: on suurem kui Selgitus: Viide: Klient: (lisaväli)  
 Sort1: Aeg Sort2: sorteerimata Kanne: Sügavus: (kõik) Hankija: Ühik/täpsus: 0,01  
 KM kood: (kõik) Tasemeta: 1,2,6 Valuuta: VaheSumma: ainult saldoga  
☐ rea seletus ☐ ainult summa ☐ vaheld. kontod ☒ muutusega kontod ☐ saldeerimata ☐ tasemed ☐ lisainfo

521115 Ruumide kindlustus		Algsaldo		0,00											
Number	Objekt	Projekt	Aeg	Seletus	KMK	Deebet	Kreedit	Muutus	Saldo						
FIN.100030			01.01.2021	Ruumide kindlustus		1 000,00	0,00	1 000,00	1 000,00						
Lõppsaldo															
522109 Väikevahendid		Algsaldo		0,00											
Number	Objekt	Projekt	Aeg	Seletus	KMK	Deebet	Kreedit	Muutus	Saldo						
OST.100063			01.01.2021	printer kontoris	1	400,00	0,00	400,00	400,00						
OST.100062			01.01.2021	klaviatuurid	1	350,00	0,00	750,00	750,00						
Lõppsaldo															

## How to grant rights to see only certain account statements

If the user is allowed to see a limited number of accounts, should create a personal Balance Sheet and/or Income Statement description for the user, where can highlight the accounts that are allowed and give the user limited rights:

### 1) System setting

### FINANCE SETTINGS

Fiscal Reports can open Fiscal Ledger with Ledgers own right ☐ no ☒ yes

### 2) User or user group rights

## Change group rights "Accountant assistant" Save

Documents
Reports
Setting
Other

### Finance

Report	Unassigned	Denied	Own	Extended	All
Balance	<input type="radio"/>	<input type="radio"/>	<input checked="" type="radio"/>	<input type="radio"/>	<input type="radio"/>
Income statement	<input checked="" type="radio"/>	<input type="radio"/>	<input type="radio"/>	<input type="radio"/>	<input type="radio"/>
Finance Statistics	<input type="radio"/>	<input type="radio"/>	<input type="radio"/>	<input type="radio"/>	<input checked="" type="radio"/>
VAT declar.	<input checked="" type="radio"/>	<input type="radio"/>	<input type="radio"/>	<input type="radio"/>	<input type="radio"/>
Nominal Ledger	<input type="radio"/>	<input type="radio"/>	<input checked="" type="radio"/>	<input type="radio"/>	<input type="radio"/>
Transactions list	<input type="radio"/>	<input type="radio"/>	<input type="radio"/>	<input checked="" type="radio"/>	<input type="radio"/>

3) Create a **balance sheet** or **income statement** with only the accounts that the user can see and in the employee cell add a comma-separated list of users who can see this report.

**D** <<: Balance report v3 - Work - Microsoft Edge

[https://login.directo.ee/ocra\\_directo\\_/fin\\_bilansiaru.asp?new=1&clr1=1&eimuuda=jah&add=1&target=&target2=&after=](https://login.directo.ee/ocra_directo_/fin_bilansiaru.asp?new=1&clr1=1&eimuuda=jah&add=1&target=&target2=&after=)

Close New Refresh Save Status: Changed Missing accounts

Code: REPORT
Object: 
Employee: BOB
Taxonomy: v

Description: 
Comment:

NO	Number	Type	Accounts / Formula	Object	Text	Class	Graph
1	10	1(Result)	<span style="border: 1px solid red; padding: 2px;">100001+100002</span>		Report accounts	<span style="border: 1px solid #ccc; padding: 2px;">v</span>	
2						<span style="border: 1px solid #ccc; padding: 2px;">v</span>	

4) **User** can only open a balance sheet or a income statement, where he/she is **marked as a user**

5) From the **balance sheet** you can open the **general ledger**, **only one account at a time**.

6) **From general ledger report can see all the allowed accounts statements** - write a comma-separated list of accounts in the account start field. Alt+A can be used to save under saved reports.

### Finance Report - Nominal Ledger

Time start: 01.01.2021
end: 03.11.2021
Account start: 111101,111201
end:

Project: +
(DataField) v

Corr.Account: v
show corr. acc. ☐
Object: 111101 Kassa
Language: English

Description: 111201 Pangakonto
Customer: +
(DataField) v

Sort1: Time
Sort2: unsorted
Transaction: v
Depth: (all)

Supplier: +
Unit/round: 0.01

VAT code: (all)
w/o level(s): v
Currency: v

Subtotal: v
only with balance ☐

row desc v
only sum ☐
mixed accounts ☐
with change ☒
unbalanced ☐

levels ☐
more info ☐
Print
REPORT

**A user with limited rights** can save the same report to the account start field by adding it as an accounts + list.

### Finance Report - Nominal Ledger

Time start: 01.01.2021
end: 03.11.2021
Account start: 111101+111201
end:

Project: +
(DataField) v

Corr.Account: v
show corr. acc. ☐
Object: 111101 Kassa
Language: English

Description: 111201 Pangakonto
Customer: +
(DataField) v

Sort1: Time
Sort2: unsorted
Transaction: v
Depth: (all)

Supplier: +
Unit/round: 0.01

VAT code: (all)
w/o level(s): v
Currency: v

Subtotal: v
only with balance ☐

row desc v
only sum ☐
mixed accounts ☐
with change ☒
unbalanced ☐

levels ☐
more info ☐
Print
REPORT

# PAYMENT SHEET

## STATE BALANCE SHEET

### Why the State account does not appear in the balance data

Reason - The state account has not been entered under financial accounts.

State account - the cell is mandatory for this entry to appear in the balance data report. The account number of the state account plan is written here.

See The state balance sheet guide for more details: [Riigi saldoandmik](#)

## LIQUIDITY REPORT

An order is submitted to the customer, according to which 50% should be paid immediately and 50% after receiving the goods. To show receipts correctly in liquidity report, should double-click on the payment term to indicate the dates of the payment schedule.

The screenshot displays two overlapping windows from the Directo system. The top window is the 'Liquidity Report' (Liquidsus) for period 01.10.2022 to 31.10.2022. It shows a table with columns: Tähtaeg, Dok nr, Dok tüüp, Kontakt, Nimi, Saldo, Saldo baasvaluutas, Kokku, Päevi. A red box highlights the 'Saldo baasvaluutas' value of 6 420,00 EUR. The bottom window is the 'Payment Sheet' (Tellimus) for order number 100019. It shows a table with columns: Aeg, Protsent, Osamakss, Saldo. A red box highlights the 'Saldo' value of 6 420,00 EUR. A red arrow points from the 'Saldo baasvaluutas' field in the top window to the 'Saldo' field in the bottom window.

**Liquidity Report Data:**

Tähtaeg	Dok nr	Dok tüüp	Kontakt	Nimi	Saldo	Saldo baasvaluutas	Kokku	Päevi
01.10.2022	100019	TELL	1001	Ploom	6 420,00 EUR	6 420,00	-284 933,24	17

**Payment Sheet Data:**

Aeg	Protsent	Osmakss	Saldo
01.10.2022	50	6420.00	6420.00
01.12.2022	50	6420.00	6420.00

# MAINTENANCE - CURRENCY RATE CONVERTER

## How to start using the currency converter, if until now the currency recalculation transactions have been made manually

- Create currency recalculation under maintenance with period end date
- Make a manual financial transaction with a minus sign to eliminate the double currency rate sum

Initial data - if the data is in currency, the opening balances should also be entered in the correct currency. If the data is entered as a financial entry, the data in currency should be entered under the second sheet (data in EUR is not entered).

Number	100063	Date	31.12.2020	Reference		Turnover	814.93	814.93
Description	we received a loan in USD-s				Difference	0		
Bank Statements: -								
Creator	06.10.2021 18:47:55		Last changed by:	06.10.2021 18:47:55		Bulk Insert	Paste Recipe	<input type="checkbox"/> Split from Resources

NO	Account	Object	Project	Description	Cur. Debit	Cur. Credit	Currency	Rate
1	111204			Bank account USD	1000		USD	0.814929509
2	221101			Long-term debt liabilities		1000	USD	0.814929509

Manual currency rate transactions for January and March.

Number	100070	Date	31.01.2021	Reference		Turnover	9.65	9.65
Description	USD manual recalculation				Difference	0		
Bank Statements: -								
Creator	06.10.2021 19:52:03		Last changed by:	06.10.2021 19:52:03		Bulk Insert	Paste Recipe	<input type="checkbox"/> Split from Resources

NO	Account	Object	Project	Description	Debit	Credit	VAT code	Date	Customer	Supplier	Resource
1	111205			Bank account USD		9.65					
2	660001			Currency rate profit (financial income)		9.65					

Total January - March recalculations.

111204 Bank Account								
Beginning balance		814.93						
Number	Object	Time	Description	VC	Debit	Credit	Change	Balance
TRAN.100064		31.01.2021	USD-i ümberhindlus - käsitsi		9.65	0.00	9.65	824.58
TRAN.100065		28.02.2021	USD-i ümberhindlus - käsitsi		1.02	0.00	10.67	825.60
TRAN.100066		31.03.2021	USD-i ümberhindlus - käsitsi		27.28	0.00	37.95	852.88
					37.95	0.00	37.95	852.88
Closing balance		852.88						

Same account in USD

### Finance Report - Nominal Ledger

Time start	01.08.2022	end	31.08.2022	Account start	111204	end	111204	Project		(DataField)
Corr.Account	<input type="checkbox"/> show corr. acc.	Object		Type		Language	English	(DataField)		(DataField)
Change	is bigger than	Description		Reference		Customer		(DataField)		(DataField)
Sort1	Time	Sort2	unsorted	Transaction		Supplier		Unit/round	0.01	
VAT code	(all)	w/o level(s)		Depth	(all)	Subtotal		<input type="checkbox"/> only with balance		
<input type="checkbox"/> transaction desc	<input type="checkbox"/> only sum	<input type="checkbox"/> mixed accounts	<input type="checkbox"/> with change	Currency	USD	<input type="checkbox"/> unbalanced	<input type="checkbox"/> levels	<input type="checkbox"/> more info	Print	REPORT

<b>111204 Bank Account SEK</b>											
Beginning balance		1 000.00									
Number	Object	Time	Description	VC	Debit	Credit	Change	Balance			
					0.00	0.00	0.00	1 000.00			
Closing balance		1 000.00									

We do an automatic recalculation under Maintenance



**Currency rates converter**

Date

Range

Previous

Accounts

Description

Group by: ☐ Object ☐ Project ☐ by Customer ☐ Supplier

### Manually corrected currency rate transaction

Close New Copy Save Delete Mail Print  << >> Status: Changed Type TRAN

Periodize REVERSE TRANSACTION MINUS TRANSACTION Changes

Number 100068 Date 31.03.2021 Reference Turnover -37.95 -37.95

Description USD recalculation - manual transactions elimination Difference 0

Bank Statements: -

Creator 31.08.2022 15:20:43 Last changed by: 31.08.2022 15:20:43 Bulk Insert Paste Recipe ☐ Split from Resources

NO	Account	Object	Project	Description	Debit	Credit	VAT code
1	111204			Bank account USD	-37.95		
2	660001			Currency rate profit (financial income)		-37.95	
3							

### Transactions in nominal ledger

111204 Bank Account SEK									
Beginning balance		814.93							
Number	Object	Time	Description	VC	Debit	Credit	Change	Balance	
TRAN.100064		31.01.2021	USD-i ümberhindlus - käsitsi		9.65	0.00	9.65	824.58	
TRAN.100065		28.02.2021	USD-i ümberhindlus - käsitsi		1.02	0.00	10.67	825.60	
TRAN.100068		31.03.2021	USD-i ümberhindluse - käsitsi tehtud kannete ellimineerimine		-37.95	0.00	-27.28	787.65	
TRAN.100066		31.03.2021	USD-i ümberhindlus - käsitsi		27.28	0.00	0.00	814.93	
TRAN.100067		30.04.2021	USD-i pangakonto valuuta ümberarvutamise		37.95	0.00	37.95	852.88	
					37.95	0.00	37.95	852.88	
Closing balance		852.88							

Correction of manual transactions recalculation

Automatic currency recalculation

## TAX OFFICE

### TSD Annexes 4,5,6

Annexes 4, 5, 6 data can also be automatically sent to E-MTA together with the TSD salary report.

For this:

1. Set up **Fringe benefit** field to [kontodele](#).

**Fringe benefit** - you can choose which TSD Annex 4,5,6 fringe benefit field the account turnover is related to. It is useful to specify if is wanted the fringe benefit fields to be filled in when submitting the TSD to the Tax and Customs Board.





In front of each fringe benefit option, there is a code that shows which TSD Annex 4, 5 or 6 row exactly the account turnover data goes to.



Create necessary number of accounts to be able to automatically submit TSD annexes. For example, two separate financial accounts should be created for gifts. One up to the established limit and the other for gifts that cost more than the limit.

Code	Description
4000	(Eluasemekulude täielik või osaline katmine )
4010	(Kindlustusmaksete tasumine, kui selline kohustus ei ole ette nähtud seadusega)
4030	(Isikliku sõiduauto töösõitudeks kasutamise eest hüvitise maksmine üle piirmäära )
4040	(Tööandja sõiduauto kasutada andmine töö-, ameti- või teenistusülesannetega või tööandja ettevõtlusega mitteseotud tegevuseks)
4050	(Tööandja sõiduki või muu vara tasuta või soodushinnaga kasutada andmine töö-, ametivõi teenistusülesannetega või tööandja ettevõtlusega mitteseotud tegevuseks)
4061	(turutingimuste alusel arvatud intressi summa)
4062	(laenulepingus ettenähtud intressimäära järgi arvatud intressi summa)
4081	(osaluse turuhind)
4082	(osaluse realiseerimishind)
4083	(optsoonipremia)
4091	(rakendatud hind)
4092	(turuhind)
4100	(Loobumine rahalise nõude sissenõudmisest)
4110	(Tasemeõppe ja täienduskoolituse kulude katmine )

## 2. Check from the nominal ledger that everything is declared

**Nominal ledger** report subtotal **By employee benefit** helps to check the TSD annexes data sent to EMTA.

In the financial account, it is possible to determine to which TSD Annex 4, 5 or 6 row the expense on the account should move.

Finance Settings > Finance accounts > 525813

Back

New

Copy

Delete

Save

Status: View

View changelog

Training costs (employee benefit)

CODE

525813

NAME

Training costs (employee benefit)

VAT CODE

FOR STOCK DEPR

CLOSED

CLASS

4 (Expense)

CORR. ACC.

113403

TAXONOMY

+

TRANSACTION OBJECTS

TRANSACTION PROJECT

EMPLOYEE BENEFIT

4110 (Tasemeõppe ja täienduskoolituse kulude katr)

STATISTICS

VALID FROM

ACCOUNT DEMANDS

Subtotal by employee benefit - by transaction



# SALES INVOICE

## How can I change the payment term on a confirmed sales invoice?

It is sometimes necessary to change the payment term on a confirmed sales invoice (for example by parties later agreement, making debt payment schedule, etc). Making changes to the confirmed sales invoice must be under strict control.

Invoice	100201		
Customer	1020	A&E Office OY	Asset
Ordered by			Budget
		Survey	
		<input checked="" type="radio"/> <input type="radio"/> <input type="radio"/> <input type="radio"/> Proceeding	
Date	01.01.2020	Cust rep	Stock
Pay term	7	Our ref	Object
Due date	08.01.2020	BOB Brown	ADMIN.DAVIDD
Trans date	01.01.2020	Salesman	Project
Cust order		BOB	PROJECT_2
Sent	01.01.2020	Vastutaja	Order no.
Comm.	Training	Quotation	Credited invoice
		Type	Status
		(choose type) ▼	(choose status) ▼
		<input checked="" type="checkbox"/> Update stock	

**User group**, with the right to change the payment terms on a confirmed sales invoice, must have the following rights:

Other - Modification rights

### Modification rights

Forbidden	Allowed	Right
<input type="radio"/>	<input checked="" type="radio"/>	Browser fields choosing
<input type="radio"/>	<input checked="" type="radio"/>	User finetuning settings
<input type="radio"/>	<input checked="" type="radio"/>	Alter Form
<input type="radio"/>	<input checked="" type="radio"/>	Subsystem Transactions Change
<input type="radio"/>	<input checked="" type="radio"/>	Print layout modifying
<input type="radio"/>	<input checked="" type="radio"/>	Event status modifying
<input type="radio"/>	<input checked="" type="radio"/>	Bank Account modifying
<input type="radio"/>	<input checked="" type="radio"/>	Payment term can be changed on sales documents

Documents | Reports | Setting | Other

Delete row

<input type="checkbox"/>	NO	Module	Name	How	Browse	Columns	View	Add	Direct	Change	Delete	Confirm	Attachments	Folders
<input type="checkbox"/>	1	artikkel_aal	AIM recipe		All	<input checked="" type="checkbox"/>	<input checked="" type="checkbox"/>	<input checked="" type="checkbox"/>	<input checked="" type="checkbox"/>	<input checked="" type="checkbox"/>	<input checked="" type="checkbox"/>	<input checked="" type="checkbox"/>	<input checked="" type="checkbox"/>	<input checked="" type="checkbox"/>
<input type="checkbox"/>	2	aastaru	Annual Reports		All	<input checked="" type="checkbox"/>	<input checked="" type="checkbox"/>	<input checked="" type="checkbox"/>	<input type="checkbox"/>	<input checked="" type="checkbox"/>	<input checked="" type="checkbox"/>	<input checked="" type="checkbox"/>	<input checked="" type="checkbox"/>	<input checked="" type="checkbox"/>
<input type="checkbox"/>	3	arve	Invoices		All	<input checked="" type="checkbox"/>	<input checked="" type="checkbox"/>	<input checked="" type="checkbox"/>	<input checked="" type="checkbox"/>	<input checked="" type="checkbox"/>	<input checked="" type="checkbox"/>	Confirmed	<input checked="" type="checkbox"/>	<input checked="" type="checkbox"/>
<input type="checkbox"/>	4	artikkel	Items		All	<input checked="" type="checkbox"/>	<input checked="" type="checkbox"/>	<input checked="" type="checkbox"/>	<input checked="" type="checkbox"/>	<input checked="" type="checkbox"/>	<input checked="" type="checkbox"/>	<input checked="" type="checkbox"/>	<input checked="" type="checkbox"/>	<input checked="" type="checkbox"/>
<input type="checkbox"/>	5	ametikoht	Positions		All	<input checked="" type="checkbox"/>	<input checked="" type="checkbox"/>	<input checked="" type="checkbox"/>	<input type="checkbox"/>	<input checked="" type="checkbox"/>	<input checked="" type="checkbox"/>	<input type="checkbox"/>	<input checked="" type="checkbox"/>	<input checked="" type="checkbox"/>

Why credit invoice transactions are not with a minus sign?

In order for the credit invoices financial transactions to have minus signs, turn on the system setting Finance transactions can be negative → YES

### FINANCE SETTINGS

Finance transactions can be negative

☒ no ☒ yes

## Issuing a sales invoice if the customer is subject to VAT in several countries

If one and the same customer is subject to VAT in several countries, a separate customer card should be made for each different VAT register number and VAT country. When making invoices, the payer should always be the „main code“ and the customer - the customer's card with the VAT information of the country to which the goods are delivered.

On both customer cards Multiple VAT zones must have a check mark.

Bank	B/a	Pay term 14	Del term	Del mode	Delivery schedule
Salesman SUPER	Price formula	Reg # 10652749	Currency	Language	Fine 2
VAT zone Domestic	VAT code	Vat reg no EE100615311	Prepayment%	Credit limit	Credit limit balance 0.00
<input checked="" type="checkbox"/> Notice letter	Delivery Stock Delivery	VAT country	Quotation	Special offers	Campaigns
Warns	Auto print No	Destination	Deposit Yes		
Prohibits	Invoice printout	<input checked="" type="checkbox"/> Multiple VAT zones			

## RECEIPT

### 10. Laekumisel - raha tagastamine kliendile

Directost saab otse kliendile raha tagastada. Mugav ekslike laekumiste, ettemaksude, deposiitide tagastamiseks. Arveldusarve, kuhu raha kanda märgitakse kas kreditarvele või kliendikaardile või otse laekumise dokumendile.

Raha tagastuse ekspordi õnnestumiseks :

- Laekumisel peab olema märgitud kliendi IBAN (arveldusarve). Korduvatel tagastustel täidetakse kliendikaardi vastav väli.
- Kliendil peab olema **üherealine miinussummaga** tagastus Summa S väljal
- **SEPA eksport** nupp tekib ainult kinnitamata laekumiselt
- Tasaarveldused peavad olema tehtud ja kinnitatud teise laekumise peal. Juhul kui laekumisele asetatakse nii pluss kui miinussummadega ridu, siis raha tagastamine kliendile vaatab ainult miinussummasid

#### Uus kujundus

Uus Salvesta Kinnita Kopeeri Jäta Kustuta Manused Meili Trüki KSO <b>EKSPORT SEPA EST</b>									
Laekumine 107783 <span>Salvestatud</span> Viimati muutis: (01.12.2022 kell 13:54:09)									
Number	Aeg	Viide	Laekunud	Arvete summa	T-Tasu	Laekunud valuutas	Vahe		
107783	13.10.2022		-5120.00	0	0.00	0.00	-5120.00		
Tasumisviis	Kommentaar	Objekt	Projekt	Kasutaja	Koht				
P				JANE	194.126.96.68				
Kopeeri valitud Kustuta valitud Massasetaja									
<input type="checkbox"/> Nr	Arve nr	Aeg	Klient	Nimi pangas	Val saadud	Summa S	Selgitus	Pangakonto/IBAN	Kliendi summa
> Otsi	> Otsi	> Otsi	> Otsi	> Otsi	> Otsi	> Otsi	> Otsi	> Otsi	> Otsi
1		59	Directo	EUR	-5120.00	Ekslikult laekunud arve tagastus		1111111111111111	-5120.00

#### Vana kujundus

Laekumine 220008 - Google Chrome

login.directo.ee/ocra.../mr\_laekumine.asp?number=220008&clr1=1

Sule Uus Koopia Jäta Kustuta Kinnita Salvesta Trüki Meil F << >> Olek: Muudetud

IMPORT SEPA EST EKSPORT SEPA EST

Number 220008 Aeg 11.03.2022 Viide Laekunud -12.00 Arvete summa -12.00 Panka

Tas. viis 2 Kommentaar Objekt Vahe 0.00 T-Tasu

Projekt Kasutaja JANE Koht 213.219.123.51 Massasetaja

Viimati muutis: JANE 11.01.2022 09:24:59

Pangaväljavõtted: -

NR	Arve nr	Tellimuse nr	Klient	Tekst	Objekt	Projekt	Val saadud	Kurss S	Summa S	Viivis	T-Tasu	T-T
1	220086		1063	DIRECTO OÜ			EUR	1	-12.00	0.00	0.00	

## SALES LEDGER

## PURCHASE INVOICE

### How to record a capital lease on a purchase invoice

The company purchased fixed assets with a cost of 100,000+VAT. In order to reflect the fixed asset purchase invoice in the purchase module, the following posting must be made:

Valuuta	EUR	KM kokku	20000.00	Summa	200.00	Jagatav summa	Ettemaks	0.00
Kurss	1	Ümardus	0	Tasuda	20200.00	Erinevus	Saldo	20200.00

NR	Tüüp	Konto	Objekt	Projekt	Kasutaja	Sisu	Summa	KMK	KM	Klient	Ar
1		21941	589NGU			Kapitalirendi pikaajaline kohustus	-86667.00	23	0.00		
2		21151	589NGU			Pikaajaliste kapitalirentide tagasimaksed	-13333.00	23	0.00		
3		10921	589NGU			Masinad ja seadmed (soetusmaksumused)	100000.00	4	20000.00		
4		50643	589NGU			Lepingutasu	200.00	23	0.00		
5											

Liability accounts are entered with a minus for the financial entry to be correct. In the example, the capital lease obligation of the current year is also immediately reflected in the account „Repayments of long-term capital leases in the following periods“ and „Long-term capital lease liability“ sum reduced by this. The VAT code has been added to the fixed assets account. When the invoice is confirmed, the following financial transaction is created:

Nr	Konto	Objektid	Projekt	Sisu	Deebet	Kreedit	KM kood
	> Otsi	> Otsi	> Otsi	> Otsi	> Otsi	> Otsi	> Otsi
1	10617	589NGU		Põhivara sisendkäibemaks	20000.00		4
2	21311			Hankijatele tasumata arved		20200.00	
3	21941	589NGU		Kapitalirendi pikaajaline kohustus	-86667.00		23
4	21151	589NGU		Pikaajaliste kapitalirentide tagasimaksed järgmis...	-13333.00		23
5	10921	589NGU		Masinad ja seadmed (soetusmaksumused)	100000.00		4
6	50643	589NGU		Lepingutasu	200.00		23
7							
-							

After confirming the purchase invoice, a new fixed asset card can be created from the purchase invoice, under the third tab of the rows.

## Confirming the prepayment on the purchase invoice gives an error message

A prepayment to the supplier is requested on the purchase invoice. The payment term is prepayment and the item in line is E2, confirming gives error:

Confirm process remarks

Row 1 PRE.1 prepayment with same SN is used multiple times

[Back](#)

- Set the default quantity to 1 on the purchase prepayment item card. Then the error will not appear.

## If the company is not liable for VAT - how to enter purchase invoices

If the company is not liable for VAT, it is possible to enter purchase invoices.

### 1. Put cost sum including VAT into the cost and VAT 0

- Create VAT code

Finance Settings > VAT codes > 58



Back



New



Copy



Delete

Save

Status: View



View changelog

### Input VAT 20% (expense)

CODE

58

DESCRIPTION

Input VAT 20% (expense)

VAT%

0

SALES VAT ACCOUNT



PURCHASE VAT ACCOUNT

212351



- Create purchase invoice



Close

New

Copy

Save

Mail

Print

F

OPEN

<<

>>

Status Confirmed

LOGOUT

Credit?

Transaction

Payment

CashOUT

Event

Stock Receipt

Number100576

Vendor1131Wood OY

VAT Reg No

Vendors invoice010922

Payee

VAT Reg No

Survey

Invoice date01.09.2022

Payment terms14

Due date15.09.2022

Op. date01.09.2022

VAT Date

Received06.09.2022 11:40:46

Reclamation

CommentNot subject to VAT

Int comment

UserTRIINP

ObjectADMIN

Cred account212211

Project

Origin CountryEE (Eesti)

Type(chOOSE type)

Recl. description

Bank code

Account No23222768762222

Ref.

Asset

Deal type

Status(chOOSE status)

Purchase order

S.Receipt

Credited invoice

Internal Invoice

Expense

☒ Main

☐ Proceeding

☐ DataFields

☐ Split by resources

e-mailmary.smith@gmail.com

Last changed by:06.09.2022 11:44:10

Paste Recipe

Bulk Insert

CurrencyEUR

VAT total0.00

Total120.00

Dividable sum

Prepayment0.00

Rate1

Rounding0

Total120.00

Difference

Balance120.00

Total Cost including VAT is entered in the total cell

No	Type	Account	Object	Project	User	Description	Total	VAT code	VAT	Item	Qty	StockID	SN	PID
1		525202				Directo costs	120.00	58	0.00		0			
2														

- Purchase invoice transaction

Finance - Transaction OST: 100576

Saved

Last changed by: (06.09.2022 at 11:49:49)

TypeOST

Number100576

Date01.09.2022

Reference

Description1131 Wood OY/Not subject to VAT/010922

Debit120

Credit120

Difference0

Copy selection

Delete selection

Bulk Insert

Paste Recipe

Split from Resources

No.	Account	Object	Project	Description	Debit	Credit	Date	VAT cc	Rate	Current
1	212211	ADMIN		Debt to suppliers		120.00			1	EUR
2	525202	ADMIN		Directo costs	120.00			58	1	EUR

2. Enter the cost sum without VAT in the cost and VAT 20 (proportion 0)

- Create VAT code

System settings > VAT codes > 57

Back

New

Copy

Delete

Save

Status: View

View changelog

20% input VAT cannot be deducted

CODE	57
DESCRIPTION	20% input VAT cannot be deducted
VAT%	20
SALES VAT ACCOUNT	>>
PURCHASE VAT ACCOUNT	212351 >>
SALES CASH METHOD ACCOUNT	>>
PURCHASE CASH METHOD ACCOUNT	>>
SL PREPAYMENT ACCOUNT 1	>>
SL PREPAYMENT ACCOUNT 2	>>
PL PREPAYMENT ACCOUNT 1	>>
PL PREPAYMENT ACCOUNT 2	>>
VAT REG NO	No ▾
INVOICE DATAFIELD	
REVERSE VAT %	0
REVERSE ACCOUNT D	>>
REVERSE ACCOUNT K	>>
CORR. ACC.	>>
SALES VAT OBJECT	>>
PURCHASE VAT OBJECT	>>
FISCAL BLOCK	
DOC.TRANSPORT PREFERS	No ▾
PURCHASE VAT PROPORTION	0

- Create purchase invoice

Directo <<: Purchase invoice 100577 - Work - Microsoft Edge  
[https://login.directo.ee/ocra\\_directo\\_jane/or\\_arve.asp?number=100577&m=&clr1=1&hoiatas=](https://login.directo.ee/ocra_directo_jane/or_arve.asp?number=100577&m=&clr1=1&hoiatas=)

Close New Copy Save Mail Print F OPEN << >> Status Confirmed LOGOUT

Credit? Transaction Payment CashOUT Event Stock Receipt

Number 100577  
 Vendor 1131 Wood OY VAT Reg No Vendors invoice 0609222  
 Payee VAT Reg No Survey

Main Proceeding DataFields

Invoice date 06.09.2022 14:07:49 User TRIINP Bank code  
 Payment terms 14 Object ADMIN Account No 23222768762222 Purchase order  
 Due date 20.09.2022 Cred account 212211 Ref. S.Receipt  
 Op. date 06.09.2022 14:07:49 Project Asset Credited invoice  
 VAT Date Origin Country EE (Eesti) Deal type Internal Invoice  
 Received 06.09.2022 14:07:49 Type (choose type) Status (choose status) Expen  
 Reclamation Recl. description Split by resources  
 Comment Not subject to VAT e-mail mary.smith@gmail.com  
 Int comment

Last changed by: 06.09.2022 14:11:18 Paste Recipe Bulk Insert

Currency EUR VAT total 0.00 Total 120.00 Orig. Subtotal 100 Dividable sum Prepayment 0.00  
 Rate 1 Rounding 0 Total 120.00 Orig. VAT 20 Difference Balance 120.00

Enter the sum without VAT

No	Type	Account	Object	Project	User	Description	Total	Orig. Subtotal	VAT code	VAT	Orig. VAT	Item	Qty	StockID	SN
1		525202				Directo costs	120.00	100.00	57	0.00	20.00		0		
2															

- Purchase invoice transaction

Finance - Transaction OST: 100577 Saved Last changed by (06.09.2022 at 14:13:16)

Type	Number	Date	Reference	Description	Debit
OST	100577	06.09.2022 14:07:49		1131 Wood OY/Not subject to VAT/0609222	120

Credit 120 Difference 0

Copy selection Delete selection Bulk Insert Paste Recipe Split from Resources

No.	Account	Object	Project	Description	Debit	Credit	Date	VAT cc	Rate	Current
1	212211	ADMIN		Debt to suppliers		120.00				1 EUR
2	525202	ADMIN		Directo costs	20.00					1 EUR
3	525202	ADMIN		Directo costs	100.00			57		1 EUR



If purchase invoices are automatically sent to Directo with e-invoices, it is better to use this option.

## How to report sums paid to the Tax Board and interest payments in Directo?

### 1) Make a supplier card to the Tax Office

Supplier 1008: v2 - Work - Microsoft Edge  
https://login.directo.ee/ocra\_directo\_/yld\_hankija.asp?KOD=1008

Close New Copy Refresh Delete Save Mail PRINT F << >> Status: Changed

Prices (choose action) Survey Event Update data

General info Contacts Bank Accounts Actions Changes Automation Transport

Code 1008 Class Object Stock Type State instituti Closed

Name Tax and Customs Board

Tänav Lõõtsa tn 8a

Indeks, linn 15176 Lasnamäe linnaosa, Tallinn, Harju maakond

Maa

County

Country EE (Eesti) Representative

Phone Fax

e-mail URL

Comment

Warning

Reference 32845566 Mandatory

New p.invoice prefilled with previous

Bank

SWIFT EEUH22X

Code 401

Name in Bank

Pay Term

e-invoice import prefers data above

Bank acc EE351010052031000004

Name SEB Pank

Address in bank Tornimäe 2, 15010 Tallinn, ESTONIA

Costs

Choose the bank account you want to pay to

Info

Del Mode

Payee

Reg no 1 70000349

PP account

VAT Zone Domestic

Consignment Country

Deal type

Purchasing group

Del Term

Vat reg no EE100276271

VAT code

Debt Acc 991111

Credit limit

Default Del Time

Worker

Language

Currency

SR Account

Customer

Tran. Cost

Discount %

Directo-to-Directo: No

Create an off-balance account

2) Create a purchase invoice with the date when payment is due or if desired, e.g. 23.03.2021 and the payment term is 7 days

Directo << Purchase invoice 100031 - Work - Microsoft Edge  
[https://login.directo.ee/ocra\\_directo.../or\\_arve.asp?number=100031](https://login.directo.ee/ocra_directo.../or_arve.asp?number=100031)

Close New Copy Confirm Save Mail Print **Delete** F << >> Status Changed LOGOUT

Event Stock Receipt Data from e-invoice

Number 100031  
 Vendor 1008 Tax and Customs Board VAT Reg No EE100276271 Vendors invoice MAAMAKS I  
 Payee VAT Reg No Survey

Main Proceeding DataFields

Invoice date 01.01.2021 User Bank code 401 Purchase order  
 Payment terms 0 Object ADMIN Account No EE351010052031000004 S.Receipt  
 Due date 01.01.2021 Cred account 991111 Ref. 32845566 Credited invoice  
 Op. date 01.01.2021 Project Asset Internal Invoice  
 VAT Date Origin Country EE (Eesti) Deal type Status (choose status) Expenditure  
 Received 17.05.2021 11:03:57 Type (choose type) Split by resources  
 Reclamation Recl. description e-mail  
 Comment Maamaksu tasumine  
 Int comment

Off-balance account "Subsidiary account for Tax board transactions"

Last changed by: 17.06.2021 15:13:54 Paste Recipe Bulk Insert

Currency EUR VAT total 0.00 Total 12350.16 Dividable sum Prepayment 0.00  
 Rate 1 Rounding 0.00 Total 12350.16 Difference Balance 12350.16

No Type Account Object Project User Description Total VAT code VAT Item Qty StockID SN PID

1 113201 Land tax 12096.38 23 0.00 0  
 2 113201 Land tax 253.78 23 0.00 0

Balance account - taxes prepayments

Choose VAT code "No turnover"

## A transaction is created

Directo << Finance - Transaction OST\_100031 - Work - Microsoft Edge  
[https://login.directo.ee/ocra\\_directo.../transaction\\_document.html?id=OST\\_100031](https://login.directo.ee/ocra_directo.../transaction_document.html?id=OST_100031)

New Save Copy Discard Delete Attachments Mail Print Open original Periodize Create reverse transaction Switch to old view

Finance - Transaction OST: 100031 Saved Last changed by (07.09.2022 at 11:46:17)

Type Number Date Reference Description Debit  
 OST 100031 01.01.2021 32845566 1008 Tax and Customs Board/Land tax payment/LAND TAX I 12350.16

Credit Difference  
 12350.16 0

Copy selection Delete selection Bulk Insert Paste Recipe Split from Resources

No.	Account	Object	Project	Description	Debit	Credit	Date	VAT cc
1	991111	ADMIN		Subsidiary account for Tax Office transactions		12350.16		
2	113201	ADMIN		Land tax	12350.16			23

## 3) Create payment

Directo << Payment 100002 - Work - Microsoft Edge  
[https://login.directo.ee/ocra\\_directo.../purchase\\_payment.html?id=100002](https://login.directo.ee/ocra_directo.../purchase_payment.html?id=100002)

New Save Confirm Copy Discard Delete Attachments Mail Print SEPA EST

Payment 100002 Saved Last changed by (07.09.2022 at 11:50)

Number Date Reference Purchase Invoices Paid Paid In Currency Pay mode  
 100002 01.01.2021 12350.16 12350.16 12350.16 P

Comment Arve nr 100026 Object Project User Difference  
 RAILIT

Copy selection Delete selection Bulk Insert

No.	Invoice No	Supplier	Name in bank	Description	Object	Project	Supplier invoice	Ref.	Bank Account	Bank Cur	Bank rate	Bank Sum
1	100026	1008	Tax and Customs...	ADMIN			LAND TAX I	32845566	EE3510100520310...	EUR	1	12350.16

## A transaction is created

Finance - Transaction TASU: 100250 Saved Last changed by (07.09)

Type	Number	Date	Reference	Description	Debit	Credit
TASU	100250	01.01.2021		Invoice 100031	12350.16	
Credit						12350.16
Difference					0	

Copy selection Delete selection Bulk Insert Paste Recipe Split from Resources

No.	Account	Object	Project	Description	Debit	Credit
1	991111	ADMIN		100031 Tax and Customs Board	12350.16	
2	111201	ADMIN		100031 Tax and Customs Board		12350.16

All monthly payments to the Tax Office - VAT, TSD taxes - can be made on the same principles. Add the tax declaration as an attachment to the purchase invoice, then it is easy to check the payments later.

The same principle can be used to make loan payments and interest payments, it is necessary to create an off-balance subsidiary account „Loans and interest - subsidiary account“ or create a separate subsidiary account for each type of payment - depending on your needs.

## Can the payment schedule be copied from Excel to Directo?

Read the manual here: [Maksegraafik](#)

## The purchase invoice displays a message "the purchase prepayment is smaller than the supplier's prepayment" xxx.00

In our example the purchase invoice displays a message „the purchase prepayment is smaller than the supplier's prepayment 2160.00. Actually the supplier does not have a prepayment. In order to correct it, you need to find the reason, why there is a message that the supplier has a prepayment, even though the purchase invoice does not have the prepayment. To find the reason:

- Calculate the report **Purchase prepayments**

If there is a supplier in this report whose purchase invoices have such a mistake, then it is a prepayment in EEKs

Aruanne ettemaksudega hankijad v2 - Google Chrome

login0.directo.ee/intclnt/ocra\_ /or\_aru\_ettemaksjad.asp?showall=1&uus=ei&aeg=14.06.2022&clr1=1

Aeg 14.06.2022 ARUANNE

Hankija	Hankija nimi	Valuuta	Valuutas	Ettemaks	Viimane ettemaksu aeg	Hankija Kokku
Kood	Nimi	EEK	-33 796.66	-2 160.00	31.03.2008	0.00
		EUR	2 160.00	2 160.00	18.02.2008	0.00
SUMMA:						0.00

Valuuta	Valuutas	Baasvaluutas	Hetkekursiga
EUR	2 160.00	2 160.00	2 160.00
EEK	-33 796.66	-2 160.00	-2 160.00

Ettemaks kokku on 0

- **Suppliers prepayments** report will open when clicking on the Prepayment sum in this report

Aruanne hankija ettemaks - Google Chrome

login0.directo.ee/intclient/ocra\_.../or\_aru\_ettemaks.asp?hankija=...

Vaade Seotud

**Hankija ettemaksude nimekiri** ☐ ainult saldogas **Hankija kood ja nimi**

Hankija seostamata tasumised	Aeg	Valuuta	ETTEMAKS	Baas
Dokument				
Tasumine 80088	18.02.2008	EUR	2 160.00	2 160.00
Tasumine 80110	31.03.2008	EEK	-33 796.66	-2 160.00
<b>Saldo</b>			<b>-31 636.66</b>	<b>0.00</b>

Ettemaksu artiklid

Artikkel Ostutellimus SN Aeg KM Summa Summa km

Valuuta	Summa	Summa KM	Baasvaluutas	Baasvaluutas KM	Hetkekursiga	Hetkekursiga KM
EUR	2 160.00	2 160.00	2 160.00	2 160.00	2 160.00	2 160.00
EEK	-33 796.66	-33 796.66	-2 160.00	-2 160.00	-2 160.00	-2 160.00

- If the report shows that the Payments have negative payments in EEK, i.e. purchase prepayments, the report shows payment in EUR in the same sum and the balance is 0, must create a **Netting on the Payment document**.

Tasumine 320107 - Google Chrome

login0.directo.ee/intclient/ocra\_...or\_tasumine.asp?number=320107&clr1=1&ccscroll=0

Seotud kande

Salu Uus Koopia Jäta KVD TH Eesti sise Trüki Meil F AWA << >> Olek: Kinnitatud

Number 320107 Aeg 14.06.2022 Viide Ostuarved 0.00 Tasutud 0.00 Tasutud valuutas 31636.66

Tas. viis X Kommentaar Tasaarveldus EEK ettemaksude ja EUI Objekt Projekt Vahe 0.00

Kasutaja SUPER Massasetaja

Viljalti muudis SUPER 14.06.2022 23:53:33 Pangavajavõtted: -

Tasaarveldamiseks märgi vastupidise märgiga EEK ja EUR summad EUR-ides näitab tasumist kokku null

NR	Ostuarve nr	Hankija	Nimi pangas	Selgitus	Objekt	Projekt	Hankija arve	Viitenumber	Arveldusarve	Val. P	Kurss P	Summa P	Vivis	KMk	Valuuta arvel	Arve saldo	Tasuti
1										EEK	0.063911649	33796.66	0.00			0.00	2160.00
2										EUR	1	-2160.00	0.00			0.00	-2160.00

- After confirming the Payment document, the purchase invoice error message should disappear.

## Error message - account on the row 1 has missing corresponding account

If the purchase invoice is periodized

Ostuarve 100454 v2 - Google Chrome

login.directo.ee/ocra\_directo.../or\_arve.asp?number=100454&retevent=0&hoiatu=&m=&clr1=1

Sule Uus Koopia Kinnita Salvesta Trüki Kustuta F << >> Olek Vaata LOGOUT

Sündmus Sissetulek Andmed e-arvelt

Number 100454

Hankija 1013 Mets AS

Makse saaja

KM reg nr

Hankija arve 2223

KM reg nr

Uuring

Üld Menetlus Lisaväljad

Arve aeg 27.06.2022

Tas. ting. 7

Tas. aeg 04.07.2022

Op. aeg 27.06.2022

KM aeg

Saadud 29.06.2022 9:48:08

Kasutaja JANE

Objekt LADU,9I

Kred. konto 212211

Projekt

Saatjariik EE (Eesti)

Tüüp (vali tüüp)

Pangakood

Arveldusarve 1111111111111111

Viitenumber

Vara

Tehinguliik

Staatuse (vali staatuse)

Ostutellimus

Sissetulek

Kred. ost

Sisearve

Kulutus

Reklamatsioon

Rekl. selgitus

Jaga ressursidelt

Kommentaari

Sisekommentaari

meil

Viimati muutis: JANE 29.06.2022 9:49:26

Aseta retsept Massaseta

Valuuta EUR

KM kokku 0.00

Summa 864.00

Jagatav summa

Ettemaks 0.00

Kurs 1

Ümardus 0.00

Tasuda 864.00

Erinevus

Saldo 864.00

NR	Tüüp	Konto	Objekt	Projekt	Kasutaja	Sisu	Summa	KMK	KM	Algus	Lõpp	Töös	Korr.	obje
1		525811			JANE	Koolitus	864.00	59	0.00	01.07.2022	31.07.2022			

and confirming gives error message

Ostuarvete salvestus 100454 v2 - Google Chrome

login.directo.ee/ocra\_directo.../or\_arve\_save.asp?new=0

Kinnitamisel tekkinud segadused

Real 1 kontol on korrespondeeriv konto puudu ,

Tagasi

Then the corresponding account is missing in the expense account, where the expense must be periodized in the balance sheet. Add the appropriate corresponding account (expense account for future periods) to the account card and confirm again.

Finantskontod v2 - Google Chrome

login.directo.ee/ocra\_directo.../t\_edit2.asp?unit=konto&kood=525811

Tagasi Uus Koopia Kustuta Salvesta Olek Vaata Vaata muutuste logi

### Koolituskulud - personali taseme ja täiendõpe

KOOD 525811

NIMI Koolituskulud - personali taseme ja täiendõpe

KMKOOD

MAHAKANDMISEKS

SULETUD

KLASS 4 (Kulud)

KORR. KONTO 113403

TAKSONOOMIA

Periodiseerimise jaoks peab kulukontol küljes olema KORR.KONTO (korrespondeeriv konto)



## The purchase invoice corresponding account would have other objects, projects than the expense account

If it is necessary that future periods account have other objects, projects than in the expense account, mark the objects, projects that go to the expense account row separately in the purchase invoice columns Correct object and Correct project.

Number 100439  
Hankija 1001  
Makse saaja  
Arve aeg 01.01.2022  
Tas. ting. 14  
Tas. aeg 15.01.2022  
Op. aeg 01.01.2022  
KM aeg  
Saadud 15.06.2022 14:40:27  
Reklamatsioon  
Kommentaar  
Sisekommentaar

Kasutaja JANE  
Objekt  
Kred. konto 212211  
Projekt  
Saajariik EE (Eesti)  
Tüüp (või tüüp)  
Rekl. selgitus

Pangakood  
Arveldusarve  
Viitenumber  
Vara  
Tehinguliik  
Status (või status)

Ostutellimus  
Sissetulek  
Kred. ost  
Sisseave  
Kulutus

Kui siia kirjutada objekt ja projekt siis kulukonto kasutab Korr objekt ja Korr projekt väljade infot

Vimati muutis: JANE 22.06.2022 09:51:20

Valuuta EUR  
Kurs 1  
KM kokku 0.00  
Summa 120.00  
Jagatav summa  
Erinevus  
Ettemaks 0.00  
Saldo 120.00

NR	Tüüp	Konto	Objekt	Projekt	Kasutaja	Sisu	Summa	KMK	KM	Algus	Lõpp	Katkestuse aeg	Katkestuse summa	Katkestuse konto	Katkestuse objekt	Katkestuse projekt	Korr objekt	Korr projekt	Sisu
1		523104				Autode kindlustus	120.00	0	0.00	01.02.2022	31.03.2022						NARVA	K201	

## Why does the comment not change on confirmed purchase invoice transaction

It is possible to change a confirmed purchase invoice, if „Confirm“ is marked in the purchase invoice module under user group rights.

Change group rights "Superkasutaja" Save View changelog Copy other groups right

Documents Reports Setting Other

Delete row

NO	Module	Name	How	Browse	Columns	View	Add	Direct	Change	Delete	Confirm	Attachments	Folders	Print	Points
58	oarve	Purchase invoices	all	All							Confirmed			Yes	

## PAYMENT

### Why payment have two currency exchange accounts when a foreign currency invoice is paid in EUR\_?

Sule Uus Koopia Salvesta **Kustuta** Meil Truki Olek: Vaata Tüüp TASU  
 Periodiseeri POORDKANNE Ava algdokument Muutused

Number 210097 Aeg 14.04.2021 9:57:23 Viide Kaive 3087.44 3087.44  
 Seletus Vahe 0

Looja SUPER Viimati muudis: 22.04.2021 9:59:48 Massasetaja Aseta retsept Jaga ressursidelt  
 SUPER Directo Helpdesk

NR	Konto	Objektid	Projekt	Sisu	Deebet	Kreedit	KM kood	Aeg	Klient	Hankija	Ressurs
1	1020		21031	EasyFlat Living AB		907.62				1313	
2	1020		21031	EasyFlat Living AB		2179.42				1313	
3	2310		21031	EasyFlat Living AB	901.60					1313	
4	2310		21031	EasyFlat Living AB	2164.95					1313	
5	7310		21031	Valuutakursikahjum arveldustest ostjate ja tarni	20.88						
6	8500			Kasum valuutakursi muutustest		0.40					

Valuutakursi vahe tasumispäeval Eesti Panga kursi ja tasumise tegeliku kursi vahel  
 Ostuarve Eesti Panga valuutakursivahe ostukuupäeva ja tasumiskuupäeva vahel

## Payment - why is the sum with a minus sign payable to the supplier red

If the supplier has credit invoices, the sum with a minus sign is coloured red so that negative payments are not unnoticed.

Tasumine 10005\_v2 - Google Chrome

login0.directo.ee/intclient/ocra\_directo.../or\_tasumine.asp?number=10005&clr1=1&cscroll=0

Sule Uus Koopia Jäta **Kustuta** Kinnita Salvesta SEPA EEST Meil F Olek: Vaata  
 Number 10005 Aeg 01.09.2021 12:35:49 Viide Tasutud -1800.00 -1800.00  
 Tas. viis SEB Kommentaar Hankspank AS Objekt Projekt Tasutud Vahe 0.00  
 Kasutaja SUPER Massasetaja

Viimati muudis SUPER 01.09.2021 19:00:03  
Pangalaen võttes -

NR	Ostuarve nr	O.Jellimus	Hankija	Tekst	Selgitus	Objekt	Projekt	Hankija arve	Vitenumbr	Arveldusaave	Val. P	Kursus P	Summa P	Vivis	KMk	Valutsa arvel	Arve saldo	Tasuti	T.Tasu val.	Aeg	Hankija summa	Hankija summa EUR
1	10049	1510	Hankspank AS							EE97200221021619314	EUR		1	1200.00	0.00	EUR	1200.00	1200.00	0.00		-1800.00	-1800.00
2	10048	1510	Hankspank AS							EE97200221021619314	EUR		1	-3000.00	0.00	EUR	-3000.00	-3000.00	0.00		-1800.00	-1800.00

## Company name on files sent to the bank and the Tax Office

If the accountant have several companies at the same time in Directo, it was difficult to understand exactly which file to upload to the bank or the Tax Office.

We have added the company short name to the file names, which appears in the Directo header

**MINU FIRMA** Önnne Valem  
**Directo** Keel: vaikimisi Teema: Hall ja Kuldne Seadistused

Otsi...

Sisseloginud kasutajad

Viimati avatud dokumendid

Peamenüü Kasutaja menüü Näidikud Kaustad Foorum

Üldine Raamat Personal Müük Ost  
 DOKUMENDID DOKUMENDID DOKUMENDID DOKUMENDID DOKUMENDID

The short name can always be changed in the system settings

## Süsteemi seadetest (1)

### ÜLDISED SEADISTUSED


Firma lühikood, akende päises paistab

MINU FIRMA

?

Salvesta

The payment file sent to the bank now looks like this:

 PAYMENTS\_210060\_MINU\_FIRMA.xml

The company short name is attached to the following documents files:

- VAT declaration
- TSD report
- Payments
- Salary payments
- Expense due

## Why are purchase invoices not added up when creating a payment order from the payment to the bank

- setting in payment fine-tuning **Export does NOT join same supplier payments**
- The purchase invoices have reference numbers, in this case the purchase invoices are never joined
- The supplier's name is spelled differently on the purchase invoice, lines with exactly the same spelling are joined

login.directo.ee/ocra\_directo /or\_tasumine.asp?NUMBER=100083

Sule Uus Koopia Jata Kustula Kinnita Salvesta **SEPA EST** Trüki F << >> Olek: Muudetud

Number: 100083 Aeg: 16.05.2022 Viide: Ostuarved: 480.00 Tasutud: 480.00 Tasutud valuutas: 480.00

Tas. viis: P Kommentaar: Objekt: Projekt: Vahe: 0.00

Kasutaja: JANE Massasetaja

Viimati muutis: JANE 16.05.2022 19:52:54  
Pangavaljandused: -

NR	Ostuarve nr	Hankija	Nimi pangas	Selgitus	Objekt	Projekt	Hankija arve	Viitenumber	Arveldusarve	Val. P	Kurs
1	100154	1012	Osaühing Directo				123		DDD22222	EUR	
2	100155	1012	Directo OÜ				456		DDD22222	EUR	
3	100156	1012	Osaühing Directo				654		DDD22222	EUR	
4	100154	1012	Directo OÜ				321		DDD22222	EUR	
5											
6											
7											

Kui ostuarvetel on Hankija nimi kirjutatud erinevalt, siis panka summeeritakse täpselt ühesuguselt kirjutatud ostuarved

## Error message when importing payment to the bank - comment too long

If you pay many purchase invoices at once, the purchase invoice numbers will not fit in the comment field. Similarly, the payee cannot find out which purchase invoices have been paid.

If one supplier's purchase invoices are paid, then the xml file puts all one supplier purchase invoices

rows together, when importing to the bank and the supplier's purchase invoice numbers are written consecutively in the comment field.

If many purchase invoices are paid at once and the reference numbers have not been used, the purchase invoice numbers will not fit in the comment field and the bank issues a warning that the comment is too long.

Possible solutions:

- use fine-tuning **Export does NOT join same supplier payments**
- create several different payments with less purchase invoices
- use purchase invoice reference numbers
- send to the supplier's accounting a report Purchase - Reports - Payments about payemnts.

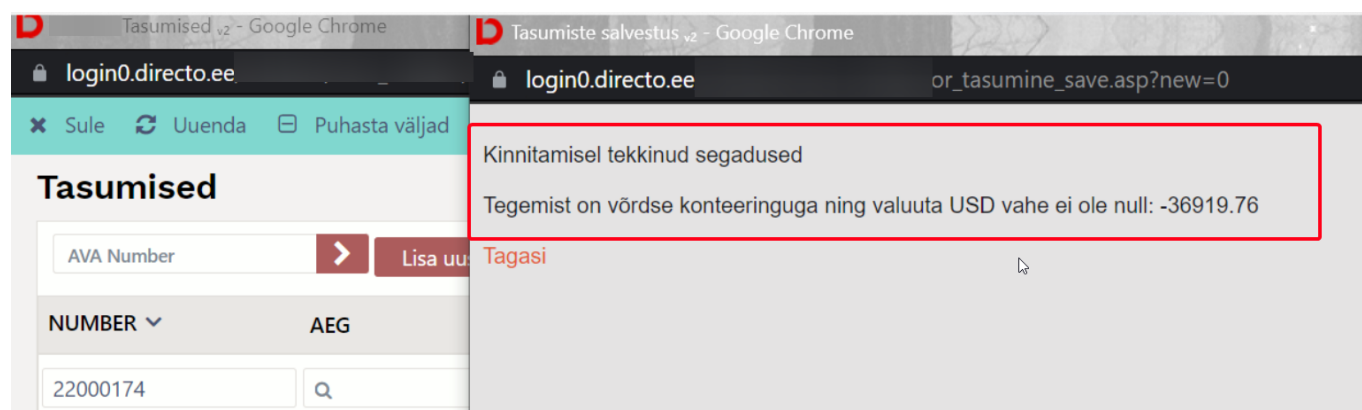
## Why can't the payment be confirmed, even though the row has object?

If the object level is mandatory on the account and the payment row has level object, check that in the system settings is indicated

- Finance setting - Payment uses Purchase Invoice object on rows - YES
- Payment settings - Payment uses header object for the Asset Accounts - NO

## Why is it not allowed to use a prepayment in foreign currency?

When using an advance payment in a foreign currency, the exact same currency rate must be used when using it. If you get an error message when saving a payment, it must be observed that USD has been added to the payment, but the currency rate is the day of the payment. There is a difference when making a prepayment and the currency rate must be exactly the same currency rate as on the payment document with which the prepayment was made to the supplier.



Seotud arveldus

Number 22000174 Aeg 17.06.2022 Viide Ostuarved -32338.10 Tasutud -32338.10 Tasutud valuutas -36919.76

Tas. viis T\_USD Kommentaar Tasaarveldus Objekt Projekt Vahe 0.00

Kasutaja Massaseltaja

Vimati muutis SUPER 07.07.2022 12:43:15

Pangaväljavõtte:

NR	Ostuarve nr	Hankija	Nimi pangas	Selgitus	Objekt	Projekt	Hankija arve	Viitenumber	Arveldusarve	Val. P	Kurss P	Summa P	Viivis
1										USD	0.875902226	-36919.76	0.00
2													

Kurs ja summa peaks olema täpselt nagu on ettemaksu peal

## Why is there a difference in purchase ledger when using an prepayment on a purchase invoice in foreign currency?

**The error is known and is being corrected** Such a situation can occur if the purchase invoice is in a foreign currency and the sum to be paid is settled with the prepayment directly on the purchase invoice through the Prepayment field. Since the currency rate on the prepayment date and the payment date has been different, a difference in the exchange rate occurs.

**SOLUTION:** If the purchase invoice is in a foreign currency, should be used a payment document to link it to the prepayment.

- Confirm the purchase invoice without using the prepayment
- Create a payment document with the purchase invoice date separately for the minus prepayment with the currency rate that is on the payment document.
- Create a separate payment document for the purchase invoice with the date of the purchase invoice
- Check the account balance of the payment method in the nominal ledger report
- Create a financial transaction and transfer the exchange rate difference to income, expenses

## Example

### Prepayment

Seotud arveldus

Number 100218 Aeg 01.01.2022 Viide Ostuarved 882.92 Tasutud 882.92 Tasutud valuutas 1000.00

Tas. viis P Kommentaar Objekt Projekt Vahe 0.00

Kasutaja JANE Massaseltaja

Vimati muutis JANE 08.07.2022 18:54:45

Pangaväljavõtte:

NR	Ostuarve nr	Hankija	Nimi pangas	Selgitus	Objekt	Projekt	Hankija arve	Viitenumber	Arveldusarve	Val. P	Kurss P	Summa P	Viivis
1		1009	Meditsiiniseadmete OÜ							USD	0.882924245	1000.00	

### Purchase invoice

<<: Ostuarve 100455 v2 - Google Chrome

login.directo.ee/ocra\_directo\_.../or\_arve.asp?number=100455&retevent=0&hoiaatus=&m=&clr1=1

SuleUusKoopiaKinnitaSalvestaTrukiKustutaF<<>>OlekVaataLOGOUT

SündmusSissetulekAndmed e-arvelt

Number100455

Hankija1009Meditsiiniseadmete OÜ

KM reg nrEE100668931

Hankija arve234

Makse saaja

KM reg nr

Uuring

ÜldMenetlusLisavaljad

Arve aeg01.06.2022

KasutajaJANE

Pangakood

Ostutellimus

Tas. ting.7

Objekt

Arveldusarve121111111

Sissetulek

Tas. aeg08.06.2022

Kred. konto212211

Viitenumber

Kred. ost

Op. aeg01.06.2022

Projekt

Vara

Sisearve

KM aeg

SaatjariikEE (Eesti)

Tehinguliik

Kulutus

Saadud08.07.2022 18:59:18

Tüüp(vali tüüp)

Staatus(vali staatus)

Reklamatsioon

Rekl. selgitus

Jaga ressursidelt

Kommentaarmeil

Sisekommentaarmeil

Viimati muutis: JANE 08.07.2022 19:12:54

Aseta retseptMassasetaja

ValuutaUSD

KM kokku0.00

Summa1000.00

Jagatav summa

Ettemaks1000.00

Kurss0.933532487

Ümardus0.00

Tasuda1000.00

Erinevus

Saldo0.00

Baas933.53

NR TüüpKontoObjektProjektKasutajaSisuSummaKMKKMArtikkelKogusLaoidSN

1525811LADUK201JANEKoolitus1000.0000.000000

Purchase ledger by supplier

<<: Aruanne ostureskontro v2 - Google Chrome

login.directo.ee/ocra\_directo\_jane/or\_aru\_reskontro.asp?showall=1&hankija=1142&aeg=&seeria=&klass=&vkonto=&data1=&data1\_t=&lisav\_sel\_item1...

Ostureskontro aruanne

Hankija1142

Aeg

Seeria

Klass

Vkonto

(Hankija lisaväli)

Objekt

EM konto

Jaga00

x

Valuuta

Täpsus0.01

(Hankija lisaväli)

ainult ületatja

Kande aja järgi

Valuutas

Hankija andmed

Arve projekt

Arve objekt

Vkonto

(Hankija lisaväli)

(Ostuarve lisaväli)

KokkuHankijaSorteeritudHankijaArve nrTrukiARUANNE

Hankija1142

Raamat AS

Tasumata0,00

Ettemaks-65,84

Saldo-65,84

Kokku :0,00-65,84-65,84

Kulus 0 sekundit

Ei arvuta praegu valuutakursi vahet valuutas ettemaksu kasutamisel

Nominal ledger report

Finants - Pearaamatu aruanne

Aeg algus01.01.2022

lõpp31.12.2022

Konto algus114501

lõpp114501

Projekt

(lisaväli)

Korr. konto

näita korr. kontosid

Objekt

Tüüp

(lisaväli)

Muutuson suuremi kui

Selgitus

Viide

(lisaväli)

Sort1Aeg

Sort2sorteerimata

Kanne

Sügavus(kõik)

Hankija1142

Ühik/täpsus0.01

KM kood(kõik)

Tasemeta

Valuuta

Vahesumma

ainult saldoga

TrukiARUANNE

rea seletus

ainult summa

vaheld. kontod

muutusega kontod

saldekõik

tasemed

lisainfo

114501

Ettemaksed varude eest

Algsaldo0,00

Number

Objekt

Aeg

Seletus

KMK

Deebet

Kreedit

Val.deebet

Val.kreedit

Val.

Kurss

Muutus

Saldo

TASU 100218

01.01.2022

Raamat AS

0

0,00

948,77

1 000,00

0,00

0,948766603

-65,85

-65,85

OST 100456

01.05.2022

Ettemaksed varude eest

0

0,00

948,77

1 000,00

0,00

0,948766603

-65,85

-65,85

Lõppsaldo

-65,85

Ostuarvel ettemaksu kasutamisel ei arvuta valuutakursi vahet välja

Solution

1) Do not use prepayment on the purchase invoice

https://wiki.directo.ee/

Printed on 2025/07/29 01:35

login.directo.ee/ocra\_directo.../or\_arve.asp?number=100456&retevent=0&hoiatus=&m=&clr1=1

Sule Uus Koopia Salvesta Trüki F AVA << >> Olek: Kinnitatud LOGOUT

Krediteeri Seonduv kanne Tasumine KVO Sündmus Sissetulek

Number 100456 Hankija 1142 Raamat AS KM reg nr EE100366327 Hankija arve 232  
Makse saaja Uuring

Arve aeg 01.05.2022 Kasutaja JANE Pangakood Arveldusarve 111111111 Ostutellimus  
Tas. ting. 7 Objekt 212211 Viitenumber Kred. ost  
Tas. aeg 08.05.2022 Projekt Vara Sissearve  
Op. aeg 01.05.2022 Saatjariik EE (Eesti) Tehinguliik Kulutus  
KM aeg Saadud 08.07.2022 19:20:35 Tüüp (vali tüüp) Status (vali staatus)

Reklamatsoon Rekl. selgitus Jaga ressurssidelt  
Kommentaar meil  
Sisekommentaar

Viimati muutis: JANE 08.07.2022 19:40:15 Aseta retsept Massasetaja

Valuuta USD KM kokku 0.00 Summa 1000.00 Jagatav summa Ettemaks 0.00  
Kurs 0.948766603 Ümardus 0 Tasuda 1000.00 Erinevus Saldo 1000.00  
Baas 948.77

NR	Tüüp	Konto	Objekt	Projekt	Kasutaja	Sisu	Summa	KMK	KM	Artikkel	Kogus	Laoid	SN	OID
1		525811	LADU	K201	JANE	Koolitus	1000.00	0	0.00		0			
2														

Ettemaks ei saa kasutada kui ostuarve on valuutas

2) Create a payment with the payment method of netting separately for the prepayment and the purchase invoice.

login.directo.ee/ocra\_directo.../or\_tasumine.asp?number=100220&clr1=1&cscroll=0

Seonduv kanne Sule Uus Koopia Jata KVO TH Eesti sise Trüki F AVA << >> Olek: Kinnitatud

Number 100220 Aeg 01.05.2022 Viide Ostuarved -882.92 Tasutud -882.92 Tasutud valuutas -1000.00  
Tas. viis ETTEM\_FIN Kommentaar Arve nr 100456 -tasaarveldus ettemaksu Objekt Tasutud Vahe 0.00  
Kasutaja JANE Massasetaja

Viimati muutis: JANE 08.07.2022 19:55:32 Kirjuta siia käsitsi üle valuutakurs, millega ettemaks loodi  
Pangavaljajätked: -

NR	Ostuarve nr	Hankija	Nimi pangas	Selgitus	Objekt	Projekt	Hankija arve	Viitenumber	Arveldusarve	Val. P	Kurs P	Summa P
1	100456	1142	Raamat AS				232		111111111	USD	0.882924245	-1000.00

login.directo.ee/ocra\_directo.../or\_tasumine.asp?number=100221&clr1=1&cscroll=0

Seonduv kanne Sule Uus Koopia Jata KVO TH Eesti sise Trüki F AVA << >> Olek: Kinnitatud

Number 100221 Aeg 01.05.2022 Viide Ostuarved 948.77 Tasutud 948.77 Tasutud valuutas 1000.00  
Tas. viis ETTEM\_FIN Kommentaar Arve nr 100456 -tasaarveldus ettemaksu Objekt Tasutud Vahe 0.00  
Kasutaja JANE Massasetaja

Viimati muutis: JANE 08.07.2022 19:51:55  
Pangavaljajätked: -

NR	Ostuarve nr	Hankija	Nimi pangas	Selgitus	Objekt	Projekt	Hankija arve	Viitenumber	Arveldusarve	Val. P	Kurs P	Summa P
1	100456	1142	Raamat AS				232		111111111	USD	0.948766603	1000.00

3) Check the netting suspense account account, the balance there should be zero.

Finants - Peaarvatu aruanne

Aeg algus 01.01.2022 lõpp 31.12.2022 Konto algus 113401 lõpp 113401 Projekt (lisaväli)  
Korr. konto näita korr. kontosid Objekt Tüüp (lisaväli)  
Muutus on suurem kui Selgitus Viide Klient (lisaväli)  
Sort1 Aeg Sort2 sorteerimata Kanne Sügavus (kõik) Hankija 1142 Ühik/täpsus 0,01  
KM kood (kõik) Tasemeta Valuuta Vahesumma ainult saldogaga Trüki ARUANNE  
rea seletus ainult summa vaheld. kontod muutusega kontod saldeerimata tasemed lisainfo

113401 Ettemaks teenuste eest Tasaarvelduse vahekonto

Number	Objekt	Aeg	Seletus	KMK	Deebet	Kreedid	Val.deebet	Val.kreedid	Val.	Kurs	Muutus	Saldo
TASU.100221		01.05.2022	100456 Raamat AS		0.00	948.77	0.00	1 000.00	USD	0.948766603	-948.77	-948.77
TASU.100220		01.05.2022	Raamat AS		0.00	-882.92	0.00	-1 000.00	USD	0.882924245	-65.85	-65.85
					0.00	65.85					-65.85	-65.85
Lõppsaldo											-65.85	-65.85

Kulus 0 sekundit

Tasumise vahekontole jääb valuutakursi vahe, mis peaks käsitsi finantskandega tulusse/kulusse kandma

4) Create a financial transaction to write off the exchange rate difference and check the account balance in the nominal ledger

Finants - kanne FIN: 100173

Salvestatud

Viimati muutis JANE (08.07.2022)

Tüüp

Number

Aeg

Seletus

Vahe

Deebet

Kreedit

FIN

100173

01.05.2022

tasaarveldus ettemaksuga - valuutakursi vahe

0

65.85

Kopeeri valitud

Kustuta valitud

Massasetaja

Aseta retsept

Jaga ressurssidelt

Nr

Konto

Objektid

Projekt

Sisu

Deebet

Kreedit

Valuuta

>

Otsi

>

Otsi

>

Otsi

>

Otsi

>

Otsi

1

113401

Raamat AS

65.85

EUR

2

114501

Raamat AS

65.85

EUR

5) Ostureskontros ei ole enam vahet

<<: Aruanne ostureskontro v2 - Google Chrome

login.directo.ee/ocra\_directo.../or\_aru\_reskontro.asp?showall=1&hankija=1142&aeg=&seeria=&klass=&vkonto=&data1=&data1\_t=&lisav\_sel\_iter

Ostureskontro aruanne

Hankija

1142

Aeg

Seeria

Klass

V

kontu

(Hankija lisaväli)

Objekt

EM konto

Jaga

0

x

Valuuta

Tapsus

0,01

(Hankija lisaväli)

ainult ületatja

Kande aja järgi

Valuutas

Hankija andmed

Arve projekt

Arve objekt

V konto

Kokku

Hankija

Sorteeritud

Hankija

Arve nr

Trüki

ARUANNE

(Ostuarve lisaväli)

Hankija

Kokku :

Tasumata

0,00

Ettemaks

0,00

Saldo

0,00

SUPPLIER

Automatic

How can I add leasing invoices to automation?

The leasing company sends e-invoices where each customer has the same reference number and line explanation. Vehicles could only be identified using the contract number field.

1. Write on the Content field to a separate row „Interest“ and „Instalment“ and fill in the Fields that are filled in on all purchase invoices of the leasing contract if the rules match

2. Write the lease agreement number to a separate row in the Content field and fill in the fields that are filled in differently depending on the rules

Hankija 1146 - Google Chrome

login.directo.ee/ocra\_directo.../yld\_hankija.asp?kood=1146&hoiatus=

Sule

Uus

Koopia

Jata

Kustuta

Salvesta

PRINT

F

<<

>>

Olek: Vaata

Hinnad (vali tegevus)

Uuring

Sündmus

Varskenda andmed

Üldinfo

Kontaktid

Pangakontod

Tegevused

Muutused

Automaatika

Transport

Ridade täiendamine (e-arveid)

e-arve XML reegliid

Sisaldus

Artikkel

Viltnumber

Kogus

Rea summa

Personal

Väljad, mis täidetakse reeglite sobivusel

Konto

KM kood

Objekt

Projekt

Kasutaja

Artikkel

Klient

Sisu

Finantsretsept

Koond

Kinnita

Intress

651400

23

Osamakse

211301

1

202199999/00

ADMIN

202126890/00

LADU

202126913/00

MYK

PURCHASE LEDGER

https://wiki.directo.ee/

Printed on 2025/07/29 01:35



## I delete the purchase invoice, but it is still on the purchase ledger

This situation occurs when the purchase invoice that is deleted has already been paid.

If a paid purchase invoice is deleted, the payment must also be opened and remove the

## VAT

### Posting of VAT accounts

Every month, the VAT payable should be transferred to the taxes prepayment account and once a year make an intermediate transaction, where, for example, on 01.01.202X all VAT accounts are set to zero. So only the sum that has to be paid to the tax office for December on 20.01.202X remains.

1) There is no need to reset all VAT accounts on a monthly basis

2) Transaction must be made by the 20th of the following month

- D Payment of VAT
- K Tax prepayments



If according to the VAT declaration there is a prepayment to the tax office, the transaction must still be made, but there is a minus sign in front of the sums.

3) When transferring money to the tax office is created a transaction

- D Tax prepayments
- K Bank account

4) At the end of the year all VAT account balances are written to zero, except the sum that remains to be paid to the tax office for December 20.01 and which transaction is made on 20.01. Leave the sum in the „VAT payment“ account. If, as of the new year, VAT remains to be paid in advance, then make an account „Prepayments to the tax office“ – prepaid VAT“.

### How to set up reverse sales tax that cannot be reclaimed

- Create a new VAT code
- Create an account - Reverse VAT on purchases - doesn't ask back

Purchase invoice with reverse VAT, which cannot be refunded

Description of financial transaction and VAT code

KOOD	56
SELETUS	(pöördkäibemaks) proportsionaalne tagasiküsimine

## GROUP

## Group - sold company removal

The company that has been sold or has left the group must be removed from the group base.

Select System Settings - write *group*.

login0.directo.ee/intclient/ocra\_img\_k/settings2.asp?tyyp=stng

## Directo seadistused

Kõik ▼ kontsern

Süsteemi seadistused ▼ Süsteemi seadistused > Kontserni seadistused

Spetsiaal Salvesta Vaata muudatuste logi

### Otsingutulemused "kontsern":

#### Menüüst (2)

Kontserni kasumiaruanne (ARU)

Kontserni seadistused

Click Group settings and select the company whose participation has changed

## Directo seadistused

Kõik ▼ kontsern

Süsteemi seadistused ▼ Süsteemi seadistused > Kontserni seadistused

Vali soovitud häälestus Lisa firma Salvesta

Kirjeldus	Kontakt	Enam-firma	Osalus	Muuda	Sorteeritud	Valuuta
65-FIRMA 1			65%	Muuda	65	
66-FIRMA 2			50,9%	Muuda	66	GBP
68-FIRMA3			100%	Muuda	67	
1002-FIRMA4			100%	Muuda	68	
1003-FIRMA5			100%	Muuda	69	GBP

Salvesta

Müüdi ära Firma 1 alates 01.06.2021

Vajuta Muuda

Write on the next free row

Osalus muutmine v2 - Google Chrome

login0.directo.ee/intclient/ocra\_img\_k/baasid.asp?muuda=65

Aeg	Osalus	Kommentaar
01.01.1980	0	
15.06.2020	65	
01.01.2010	100	
01.06.2021	0	Firma 1 müüdi maha Kasum AS-ile

Sule Salvesta

**Märgi aeg millal müüdi, uus osaluse % on 0**  
**Kindlasti lisa ka kommentaar, siis on hiljem teada mis põhjusel on muutus tehtud**

**Group - I would like to view the data of the consolidated company in a different currency in the group database**

If we want to check whether the data of the consolidated company is the same as in the consolidated base, it is easy if the currency is the same. Select this company in the group report and look at the profit and loss statement numbers.

DIR\_KON: Finants kontserni kasumiaruanne 01.01.2021:31.03.2021 v2 - Google Chrome

login0.directo.ee/intclient/ocra\_img\_k/fin\_aru\_kasu\_k.asp?uus=1&source1=&aeg1=01.01.2021&source2=&aeg3=&tykk=3&firma=1&aru=KASUM&data...

**Finants kontserni kasumiaruanne**  
Kasumiaruanne kõik tehingud

(Aeg algu) 01.01.2021 (Võrrelda) Tükelda Kuuks FIRMA FIRMA 1 Aruanne KASUM Kirjelda

lõpp 31.03.2021 Periood Valuuta Ühik/täpsus 1 Objekt

☐ objektid laiali ☐ eralda objektid ☐ firmad laiali ☐ pöördtabel ☐ nulliga ☐ kontod

Äritulud

1. Realiseerimise netokäive

137 300 146 138 696 145 140 094 157 416 090 447

PRINT ARUANNE

102 202103 KOKKU

If the group member is in another currency (for example GBP), the report can be viewed for verification.

DIR\_KON: Finants kontserni kasumiaruanne 01.01.2021:31.03.2021 v2 - Google Chrome

login0.directo.ee/intclient/ocra\_img\_k/fin\_aru\_kasu.asp?uus=1&source1=&aeg1=01.01.2021&source2=&aeg3=&tykk=3&firma=2&a

### Finants kontserni kasumiaruanne

Kasumiaruanne kõik tehingud - valuutakursi näide

**Kontserni baas baasi valuuta EUR**

(Aeg algu) 01.01.2021 (Võrrelda) Tükelda Kuuks FIRMA FIRMA 2 Aruanne KAS\_VALUUTA Kirjelda

lõpp 31.03.2021 Periood Valuuta GBP Ühik/täpsus 1 Tüüp

☐ objektid laiali ☐ eralda objektid ☐ firmad laiali ☐ pöördtabel ☐ nulliga ☐ kontod

PRINT ARUANNE

Aruanne on koostatud valuutas GBP kursiga 1.1735850

	202101	202102	202103
Arvutud			
1. Realiseerimise netokäive	400 000	100 000	100 000

---

IMG\_2 (GBP): Finants - Kasumiaruanne 01.01.2021:31.03.2021 v2 - Google Chrome

login0.directo.ee/intclient/ocra\_img\_2/fin\_aru\_kasu.asp?uus=1&source1=&aeg1=01.01.2021&aeg2=31.03.2021&source4=&aeg7=&a

### Finants - Kasumiaruanne

Kasumiaruanne

**Konsolideeritav ettevõtte baasi valuuta GBP**

Periood 01.01.2021 : 31.03.2021 Võrreldav Projekt Aruanne ARU Kirjelda

Periood : 1 Klient Objekt Tüüp (lisaväli)

Periood : 1 Hankija Valuuta Tükelda Kuuks (lisaväli)

Keel (Laiali) ☐ eralda objektid ☐ nimega ☐ tasemed (pöördtabel) ☒ kiire ☐ nulliga ☐ kontod

Ühik/täpsus 1 ☐ eemalda suletud ☐ tagurpidi pöördtabel Trüki ARUANNE

	202101	202102	202103	KOKKU
Arvutud				
1. Realiseerimise netokäive	400 000	100 000	100 000	600 000

In the group basis must be selected „End of period“ in the consolidated income statement fine-tuning. When consolidating data in the income statement „Period Average“ is selected. When checking the data, you need to change the setting to „end of period“.

Tagasi Salvesta KUSTUTA SEADISTUS: Isiklik

☒ Näita vahet ka protsendis

Vaikimisi aruanne

Valuutakursi Perioodi lõpu seisuga

Valuuta EUR

Salvesta

## OTHER FREQUENTLY ASKED QUESTIONS

### Documents do not fit on one page

Make sure that the **Margins** option in the print settings is marked **None**.

## OSS declaration

The OSS declaration is not initially developed in Directo.

To start using OSS, create your own VAT country and VAT code for each OSS country. The customer decides whether to create a separate financial account for each VAT code. Data for the OSS declaration can get from the customer statistics report with the VAT country and VAT code filter.

From:

<https://wiki.directo.ee/> - **Directo Help**

Permanent link:

[https://wiki.directo.ee/en/raamatupidaja\\_nipinurk?rev=1663657162](https://wiki.directo.ee/en/raamatupidaja_nipinurk?rev=1663657162)

Last update: **2022/09/20 09:59**

