

# Sisukord

<b>Unpaid invoices</b> .....	3
<b>1. Filters and filter options</b> .....	3
<b>2. Options</b> .....	4
<b>3. Lingid</b> .....	4
<b>4. Peenhäälestus</b> .....	5
<b>5. Nupud</b> .....	5
<b>Meeldetuletuse saatmine Laekumata arvete aruandest</b> .....	5
<b>Maksegraafiku esitamine aruandes</b> .....	7





**This page is not fully translated, yet. Please help completing the translation.**

*(remove this paragraph once the translation is finished)*

# Unpaid invoices

Report Unpaid invoices shows invoices with balance (partially/ fully unpaid or overpaid) according to selected filters.

## 1. Filters and filter options

- **Customer code** - Customer's code on invoice
- **Class** - Client class marked on customer card. Can be separated by colon or comma
- **Invoice salesman** - Salesman on invoice
- **Customer salesman** - Salesman on customer card
- **Account manager** - Account manager on customer card
- **Invoice in charge** - Responsible user on invoice
- **Period** - Period of invoices
- **Cust. type** - Customer types - *Company, Private or State institution*
- **Customer Datafield** - Report shows specific customer datafield values in separate column
- **Customer Datafield Content** - Possibility to search results according to Customer Datafield content
- **Term** - Payment term on Invoice
- **Object** - Object on Invoice
- **Status** - Invoice Status - All, Confirmed or Unconfirmed
- **Time** - Date of the Report
- **Language** - Shows invoices that have the same value in Language field. Language field on Invoice is filled according to the same field on Customer Card



To Exclude Clients use symbol „!“ in that field

- **Overdue** - from ... to ... days of payment date
- **Warning** - Warning on customer card
- **Range** - Range code of documents
- **Del.Term** - Delivery Term on Invoice
- **Invoice Datafield** - Report shows specific invoice datafield values in separate column
- **Invoice Datafield Content** - Possibility to search results according to Invoice Datafield content
- **Sorted by** - Possibility to sort report by - *Number, Customer code, Time, Salesman, Balance, Due date, Customer Name*
- **Sum** - Groups values by selection. Option Sum by Customers gives possibility to filter clients. If selection **Customers** is applied then pressing Report button will show only selected customers. Pressing **Mail** button will send the e-mail only to selected customers. Default notice selection is active (tick marked) if the parameter „Notice letter“ is activated on customer card.
- **Balance** - Default option, additional option is *Balance with Fine*

- **Contact occupation** - Invoice's Contact occupation. Can be chosen from predefined occupations. Settings can be found from Main Menu > Settings > Personnel Settings > Positions
- **Contact** - „from Customer“ - Contact from Customer Card will be shown in the report, „from Invoice“ - Contact from Invoice will be shown in the report, predefined Positions are also in selection
- **Type** - Invoice type
- **Status** - Invoice Status
- **Project** - Project on Invoice header or rows
- **Project Manager** - Project Manager from invoice's project
- **Destination** - Destination on invoice
- **ON EVENT:**
- **Type** - Possibility to filter invoices according to related events. Events are also used for indicating payment commitment of customer. For example event type „Debit Claim“ is used on invoice related event.
- **Status** - Invoice related event status
- **Notice letter** - Possibility to filter Invoices by sent Notices and the number of sent Notices. Options „>,<,<=,<!=“ and period can be used for filtering
- **Credit limit** - If selected, separate column with Customer's limit from the Customer Card will be shown.




## 2. Options

- **Account Manager** - Shows Account Manager (from the customer card) in the report
- **Forbidden** - Unpaid Invoices that have longer payment term than indicated on Customer Card will be shown
- **Only overdue Invoices** - Only overdue Invoices will be shown in the report
- **Levels** - Divides invoices by object levels
- **Events** - Shows events related to invoice
- **Cust. balance** - Shows customer balance
- **Addresses** - Shows customer addresses
- **Comment** - Shows invoice's Comment and invoice's Int Comment
- **Reg No** - Shows customer's Registration Number from customer card
- **Warnings** - Shows Warnings from Customer Card
- **Project** - Shows project code of invoice
- **Only prepayment Invoices** - Shows only prepayment Invoices
- **Only with payment schedule** - Shows only invoices with payment Schedule

## 3. Lingid

- **Arve number** - avab müügiarve
- **Klient** - avab kliendi kaardi
- **Saldo** - avab kliendi saldo

## 4. Peenhäälestus

- **Seadistus**  - Võimalus valida oma personaalseid seadistusi.
- **Exceli tabel**  (kiirkäsklus F12 või Alt+E) - valikud Hankija infoga (nagu aruandes), tabelina (võimaldab kombineerida aruande infot tulpades).
- **Salvesta aruanne**  (kiirkäsklus Alt+A) - Salvesta aruanne kasutajamenüüsse enda valitud nimetusega.
- **Näita viivist** - näitab arvetelt arvestatud viivist
- **Tähtaeg kuvatakse kuupäevana** - valituna näidatakse kuupäeva, vaikimisi näidatakse, mitu päeva on laekumise tähtajani või üle tähtaja
- **Näita graafiku saldot** - arvel maksegraafiku olemasolul näitab maksegraafikujärgset laekumata saldot
- **Näita graafiku ridu** - arvel maksegraafiku olemasolul näitab maksegraafiku ridu, mis peaks olema perioodi vahemikus laekunud
- **Kuva saadetud kirjad kliendi lõikes vaates** - näitab „Kokku: Kliendi lõikes“ vaates vastavas veerus kuupäevi, millal on eri tüüpi kirju kliendile saadetud
- **Üle tähtaja arvestab graafiku kuupäevi** - maksegraafikujärgsed osamaksed arvestavad filtrit „Ainult ületähtaja laekumata arved“ ja Ületähtaja valitud kuupäevade vahemikku
- **kliendi lisaväli, kus on arve saaja meil** - enda seadistatud lisaväli, kuhu on kirjutatud müügiarve saaja email. Sellele meilile lähevad märgukirjad kliendile.
- **Valuuta** - EUR (vaikimisi)

## 5. Nupud

- **Meili meeldetuletus** - saadab klientidele valitud meeldetuletuse väljatrüki meiliga, kui kliendikaardil on meiliaadress olemas.
- **Trüki** - trükib valitud meeldetuletuse väljatrüki
- **Meili arved** - saadab arved klientidele meiliga, kui kliendikaardil on meiliaadress olemas (väljatrüki valimise võimalus)
- **Trüki arved** - trüki valitud arved (väljatrüki valimise võimalus)
- **Väljatrüki valik** - rippmenüüs kuvatavad mallid on kujundatavad

## Meeldetuletuse saatmine Laekumata arvete aruandest

Selleks, et näha teatud perioodis laekumata arveid, tuleb valida vastav ajavahemik, mille sisse arved peavad jääma. Samuti saab arveid sorteerida ületähtaja läinud päevade järgi.

Customer code: 1004 Class: Invoice salesman: Period: 01.01.2020 - 10.08.2020 Cust. type: (Customer Datafield)

Term: Object: Status: all Time: 31.08.2020 Language: (Customer Datafield)

Overdue: 10 to 999 days Warning: Range: Del. Term: (Customer Datafield)

Sorted by: Number Sum: Customers Type: all Status: all Balance Contact occupation: (Invoice datafield)

ON EVENT: Type: Status: (Invoice datafield)

Notice letter: sent > Period: Credit limit

Account Manager  forbidden  only overdue invoices  levels  Events  Cust. balance  Addresses  Comment  Reg No  Warnings  Project  only prepayment invoices  only with payment schedule

Reminder for Outstanding Balance MAIL NOTICE Print MAIL INVOICES PRINT INVOICES REPORT

Invoice	Customer	Name	Time	Term	Salesman	Sum	Takings	Takings currency	Invoice balance	Invoice balance currency	Due date
100007	1004	Orange	01.01.2020	14	jane	1 200,00 USD	0,00	0,00 USD	1 068,19	1 200,00 USD	-29
100009	1004	Orange	01.05.2020	14	RAILIT	1 200,00 USD	0,00	0,00 USD	1 103,35	1 200,00 USD	-47
100010	1004	Orange	01.07.2020	14	RAILIT	1 200,00 USD	0,00	0,00 USD	1 071,43	1 200,00 USD	-47

Currency Sum Base currency Current rate  
 USD 3 600,00 3 242,96 3 097,31  
 Unpaid invoices TOTAL 3 242,96 3 097,31

Kui kliendil on mitu arvet ületähtaja ja laekumata, siis nende kohta saab saata ühe meeldetuletuskirja. Selle jaoks tuleb valida aruandes **Kokku: Kliendi lõikes**. Linnuke kastis **Kiri** määrab ära, kas sellele kliendile saata meeldetuletuse meil või mitte.

Customer code: Class: Invoice salesman: Period: 01.01.2020 - 10.08.2020

Term: Object: Status: all Time: 31.08.2020

Overdue: to days Warning: Range:

Sorted by: Number Sum: Customers Type: all Status: all Balance Contact occupation:

ON EVENT: Type: Status:

Notice letter: sent > Period: Credit limit

Account Manager  forbidden  only overdue invoices  levels  Events  Cust. balance  Addresses  Comment  Reg No  Warnings  Pro

Reminder for Outstanding Balance MAIL NOTICE Print MAIL INVOICES PRINT INVOICES

Notice Customers . Name	e-mail	Manager	Salesman	Qty	Net Profit	Sum	To pay	Balance
<input checked="" type="checkbox"/> 1001	Big Client BigClient@gmail.com	JANE	RAILIT	7	7 000,00	7 000,00	8 400,00	8 170,00
<input type="checkbox"/> 1004	Orange orange@gmail.com	SUPER	RAILIT	3	2 702,47	2 702,47	3 242,96	3 242,96
<input checked="" type="checkbox"/> 1006	Mango Mango.mango@gmail.com	SUPER	RAILIT	3	2 846,78	2 846,79	3 416,14	3 416,14
<b>Sum:</b>				<b>13</b>	<b>12 549,25</b>	<b>12 549,25</b>	<b>15 059,10</b>	<b>14 829,10</b>

Spent 0 seconds

Select clients for mail notice

Meeldetuletusmeili saatmiseks tuleb valida rippmenüüst sobiv väljatrükk ning vajutada **Meili Meeldetuletus** nuppu. Eelvaadet saab näha **Trüki** nupu alt.

Customer code: Class: Invoice salesman: Period: 01.01.2020 - 10.08.2020

Term: Object: Status: all Time: 31.08.2020

Overdue: to days Warning: Range:

Sorted by: Number Sum: Customers Type: all Status: all Balance Contact occupation:

ON EVENT: Type: Status:


Notice letter: sent > Period: Credit limit

Account Manager  forbidden  only overdue invoices  levels  Events  Cust. balance  Addresses  Comment  Reg No  Warnings  F

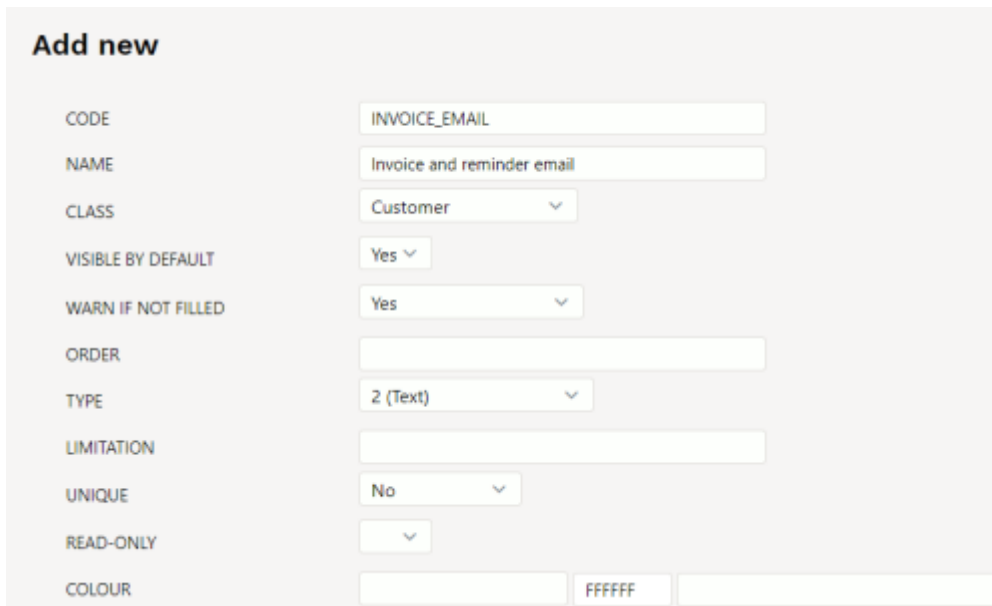
Reminder for Outstanding Balance MAIL NOTICE Print MAIL INVOICES PRINT INVOICES

Notice Customers . Name	e-mail	Manager	Salesman	Qty	Net Profit	Sum	To pay	Balance
<input checked="" type="checkbox"/> 1001	Big Client BigClient@gmail.com	JANE	RAILIT	7	7 000,00	7 000,00	8 400,00	8 170,00

E-mail läheb kliendikaardil märgitud meilile.

 Jälgi, et peenhäälestuse alt on valitud kliendi lisaväli, kus on e-mail märgitud Lisaväljade loomise juhend [Lisaväljad](#)

Lisavälja loomise näide :



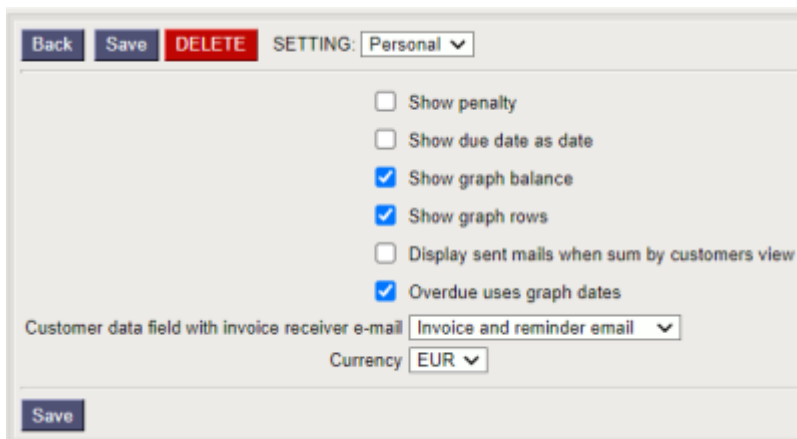
**Add new**

CODE	INVOICE_EMAIL
NAME	Invoice and reminder email
CLASS	Customer
VISIBLE BY DEFAULT	Yes
WARN IF NOT FILLED	Yes
ORDER	
TYPE	2 (Text)
LIMITATION	
UNIQUE	No
READ-ONLY	
COLOUR	FFFFFF

## Maksegraafiku esitamine aruandes

Maksegraafiku kohta saab lugeda [Maksegraafik](#)

Arvega seotud maksegraafiku info (graafik, graafikujärgne saldo) esitamiseks tuleb aruande peenhäälestuse alt märkida **Näita graafiku ridu**, **Näita graafiku saldot** ja **Üle tähtaja arvestab graafiku kuupäevi**:



Back Save DELETE SETTING: Personal

- Show penalty
- Show due date as date
- Show graph balance
- Show graph rows
- Display sent mails when sum by customers view
- Overdue uses graph dates

Customer data field with invoice receiver e-mail Invoice and reminder email

Currency EUR

Save

Seejärel ilmuvad aruandesse ka graafiku read ning graafiku saldo:

