

Sisukord

Finance accounts	3
1. Finance account card	3
2. Deleting accounts	5
2. Examples	6

Finance accounts

Financial accounts are used to create transactions. New accounts can be added and existing ones can be modified in Settings → Finance settings → **Financial accounts**.

The screenshot shows a web application interface for managing finance accounts. On the left is a sidebar with navigation options: System settings, Common Settings, Finance Settings (selected), Asset Actions, Asset classes, Asset Reg. Amort. Classes, Asset write off reason, and Finance accounts (highlighted with a red box). The main area displays a table titled 'Finance accounts' with columns: CODE, NAME, CORR. ACC., VAT CODE, FOR STOCK DEPR, CLOSED, and OBJECT TYPE. The table contains three rows: 111101 Cash, 111191 Cash balance differences, and 111201 Bank account. Above the table are search and action buttons: 'OPEN Code', 'Add new', and 'Browse'. A pagination bar shows 'Rows: 20' and navigation arrows.

CODE	NAME	CORR. ACC.	VAT CODE	FOR STOCK DEPR	CLOSED	OBJECT TYPE
111101	Cash		51		No	
111191	Cash balance differences				No	
111201	Bank account				No	

1. Finance account card

The screenshot shows the 'Add new' form for creating a finance account. The breadcrumb path is 'Finance Settings > Finance accounts > Add new'. At the top, there are 'Back', 'Save', and 'Status: New' buttons. The form fields are: CODE (text input), NAME (text input), VAT CODE (dropdown menu), FOR STOCK DEPR (dropdown menu), CLOSED (dropdown menu), CLASS (dropdown menu), CORR. ACC. (text input with a right-pointing arrow), TAXONOMY (a dot and a plus sign icon), TRANSACTION OBJECTS (text input with a right-pointing arrow), TRANSACTION PROJECT (text input with a right-pointing arrow), EMPLOYEE BENEFIT (dropdown menu), STATISTICS (dropdown menu), and VALID FROM (text input).

- **Code** - financial account numeric code. The length can be from one to 32 digits. It is not recommended to use other symbols than numbers.
- **Name** - finance account name
- **Vat code** - VAT code placed on the transaction or document when the account is placed.
- **For stock depr.** - options YES/NO. If YES is selected, this account can be used in stock depreciation transaction. By default it is empty, which is equivalent to YES.
- **Closed** - Is the account closed YES/NO. By selecting YES, the account can be closed and the account can no longer be used for transactions. It is still possible to use the account in reports.
- **Class** - finance account class. Options Asset, Equity, Expense, Income, Liability, Off-Balance. The account class must be correctly entered on the account, necessary to create correct transactions, annual closing transaction and reports.
- **Corr. account** - is used for automatic document transaction periodization. A balance account where incomes and expenses for future periods are periodized.
- **Taxonomy** - taxonomy code
- **Transaction objects** - can specify the object(s) to be added to the transaction by overwriting the objects of the same level that came from the documents. For example, if the account has Tallinn and the row has Mart, then Tallinn,Mart is entered to the transaction. If Tartu,Mari is on the row and Tallinn is on the account, then Tallinn, Mari will be entered to the transaction.
- **Transaction projects** - can specify a project to be added to the transaction by overwriting the projects that came from the document.
- **Employee benefit** - Only for ESTONIA !. You can choose which TSD Annex 4,5,6 fringe benefit field the account turnover is related to. It is useful to specify if is wanted the fringe benefit fields to be filled in when submitting the TSD to the Tax and Customs Board.



In front of each fringe benefit option, there is a code that shows which TSD Annex 4, 5 or 6 row exactly the account turnover data goes to.



Create necessary number of accounts to be able to automatically submit TSD annex. For example, two separate financial accounts should be created for gifts. One up to the established limit and the other for gifts that cost more than the limit.

- **Statistics** - a selection of statistics report codes
- **Valid from** - the date from which the account can be used and from which transactions cannot be made in an earlier period.
- **Account demands** - can specify which mandatory parameters must be additionally specified whenever this account is used.



- **Mandatory** - can specify which object level objects must be filled in the transaction.

MANDATORY	Object levels
<input type="checkbox"/>	1 OSAKOND
<input type="checkbox"/>	2 ALAMOSAKOND
<input type="checkbox"/>	3 ASUKOHT
<input type="checkbox"/>	5 ISIK
<input type="checkbox"/>	6 AUTO
<input type="checkbox"/>	7 OSS ja IOSS erikord
<input type="checkbox"/>	8 OSS ja IOSS erikorra riik
<input type="checkbox"/>	9 Internal transaction/External transaction
<input type="checkbox"/>	13 Riigi rahavood
<input type="checkbox"/>	14 Sisetehing/Välisestehing
<input type="checkbox"/>	15 DEPARTMENT



Before deleting the account from the account plan, check from the General Ledger whether the account has been used!

2. Deleting accounts

Juhul kui kontot on kasutatud süsteemiseadistustes, seadistustes ning dokumentidel, ei saa kontosid kustutada. Kustutamisel tuleb teade, mis näitab kus on kontosid kasutatud.

Raamat > Finantskontod > 100055

Kustutamine ebaõnnestus!

Kasutuse kontroll


Kanded	← Näidatakse kus on kontot kasutatud
Ostuarved	
Seadistused Realisatsiooni aruande Laoseisu muutuse mahakande kontod	

Kustutamine ebaõnnestus, ajaloos on ridu!


[Tagasi](#)

Kui kontot on kasutatud ainult süsteemiseadistustes ning soovitakse kontot kustutada, siis kustuta ja asenda need kontod.

Directo seadistused

Kõik  **Kirjuta konto number**

Süsteemi seadistused > Üldised seadistused

Salvesta  Vaata muudatuste logi

Otsingutulemused "100055":


Menüüst (1)

- Finantskontod

Süsteemi seadetest (1)

LADU

Realisatsiooni aruande Laoseisu muutuse mahakande kontod



Salvesta

Näed, kus on kontot kasutatud

2. Examples

From: <https://wiki.directo.ee/> - Directo Help

Permanent link: <https://wiki.directo.ee/en/konto?rev=1678448248>

Last update: **2023/03/10 13:37**

