

Sisukord

- Budget** 3
- Financial Budget** 3
- Settings 3
- Document fields 3
- Creating a financial budget 4
- Creating a financial budget for the entire period at once 4
- Deleting financial budget 7
- Financial Budget reporting 7
- Müügieelarve** 11



This page is not fully translated, yet. Please help completing the translation.

(remove this paragraph once the translation is finished)

Budget

Financial Budget

FINANCE > Settings > Budgets

Financial budget can be created in Directo or by using Bulk import button to add rows from Excel. The budgets created can be seen on the Balance and Income Statement reports. Different budgets can be compared with each other and with actual results.

Settings

FINANCE SETTINGS

Default Budget Type

Default budget type can be added in the system settings. When a new budget is created, the type is filled in from this setting, if the setting is filled. It can be overwritten.

Document fields

Close New Copy Confirm Save Delete << >> Status: Changed Type E2022

Split Budgets Changes

Number 100031 Date 01.01.2022 Reference Turnover 0 0

Description Difference 0

default: Object Project by Customer Supplier

Creator SUPER 15.12.2021 15:15:31 Last changed by: SUPER 15.12.2021 15:15:31 Bulk Insert Paste Recipe

NO	Account	Object	Description	Debit	Credit	VAT code
1						
2						

- **Type** - budget type. Filled in from settings, if the default setting is filled. Type can be changed later.
- **Number** - budgets number according to the financial series
- **Date** - date
- **Reference** - specifying option

- **Description** - comment field
- **Turnover D** - budget debit turnover
- **Turnover K** - budget credit turnover
- **Difference** - budget debit and credit turnover difference
- **default object, project, customer, supplier** - by filling these default options, the same options are placed on all budger lines

Creating a financial budget

A new document is entered for budget, where desired rows are added. Financial budget is entered by accounts. If a budget is created based on objects and/or projects, then accounts are entered on a separate line for each object. Budget can be made for the whole year and split into months or made on a monthly basis. In this case, a separate budget document will be entered for each month, where the first date of the month is entered in the Time field (this makes it possible to make a comparison with the budget on a daily basis). Type connects budgets together, for example all the budget documents for the same year should have the same type. However, several budgets can be made for one year also, for example optimistic and pessimistic, in this case their types should be different (different types for optimistic and pessimistic), otherwise they will all be added together. When making a supplementary budget, it should be with the same type.

Creating a financial budget for the entire period at once

- **Entering full year budget in the the budget document**

NO	Account	Object	Description	Debit	Credit	VAT code
1	411001	TALLINN	Sale of goods		1200000.00	
2	411001	TARTU	Sale of goods		2400000.00	
3	412001	TALLINN	Sale of services		120000.00	
4	412001	TARTU	Sale of services		240000.00	
5	511101	TALLINN	Cost of goods	880000.00		
6	511101	TARTU	Cost of goods	1840000.00		
7	511103	TALLINN	Cost of goods	12000.00		
8	511103	TARTU	Cost of goods	24000.00		
9	521101	TALLINN	Rent	6000.00		
10	521101	TARTU	Rent	8000.00		
11	522107	TALLINN	Office supplies	6000.00		
12	522107	TARTU	Office supplies	10000.00		
13						

- **After pressing Split Budgets button a window opens, where a period should be entered between which the amounts must be divided**

Select options

Range: FIN

Description: 2022 Budget

Period: Month

Date1: 01.01.2022

Times: 12

Date2: 01.12.2022

Object Exact

Object Forward

Object Exact

- **Range** - financial series from which transaction numbers are formed.
- **Description** - text field, will be added in the description field.
- **Period** - options week, month, quarter - the budget will be split according to this option.
- **Date1** - beginning of the period
- **Times** - how many times will it split
- **Date2** - end of period
- **Object exact** - for example object MYYK - selects only those budget lines from the budget that contain the exact object or set of objects.
- **Object** - for example object TALLINN - selects all lines from the budget that have used this object.
- **Forward** - divides the budget according to the parameters indicated above.
- **The exact amounts for each month will be entered in the budget split window**

All amounts are initially in the period of the original budget document. By right-clicking in the amount field, you can choose how the amount will be distributed from the window that opens.

Split the Budget E2022_2 -

Account	Description	Object	Project	by Customer	Supplier	01.01.2022 1	01.02.2022 2	01.03.2022 3	01.04.2022 4	01.05.2022 5	01.06.2022 6	01.07.2022 7	01.08.2022 8
Income													
411001	Sale of goods	TALLINN				1200000.00	0.00	0.00	0.00	0.00	0.00	0.00	0.00
411001	Sale of goods	TARTU				240000.00	0.00	0.00	0.00	0.00	0.00	0.00	0.00
412001	Sale of services	TALLINN				120000.00	0.00	0.00	0.00	0.00	0.00	0.00	0.00
412001	Sale of services	TARTU				240000.00	0.00	0.00	0.00	0.00	0.00	0.00	0.00
						0.00	0.00	0.00	0.00	0.00	0.00	0.00	0.00
						3960000.00	0.00	0.00	0.00	0.00	0.00	0.00	0.00
Income Costs													
511101	Cost of goods	TALLINN				880000.00	0.00	0.00	0.00	0.00	0.00	0.00	0.00
511101	Cost of goods	TARTU				1840000.00	0.00	0.00	0.00	0.00	0.00	0.00	0.00
511103	Cost of goods	TALLINN				120000.00	0.00	0.00	0.00	0.00	0.00	0.00	0.00
511103	Cost of goods	TARTU				240000.00	0.00	0.00	0.00	0.00	0.00	0.00	0.00
521101	Rent	TALLINN				6000.00	0.00	0.00	0.00	0.00	0.00	0.00	0.00
521101	Rent	TARTU				8000.00	0.00	0.00	0.00	0.00	0.00	0.00	0.00
522107	Office supplies	TALLINN				6000.00	0.00	0.00	0.00	0.00	0.00	0.00	0.00
522107	Office supplies	TARTU				10000.00	0.00	0.00	0.00	0.00	0.00	0.00	0.00
						0.00	0.00	0.00	0.00	0.00	0.00	0.00	0.00
						-2786000.00	0.00	0.00	0.00	0.00	0.00	0.00	0.00
						1174000.00	0.00	0.00	0.00	0.00	0.00	0.00	0.00

Create Budget

- **Spread apart** - divides the amount in this field equally for all periods.
- **Add amount** - opens a new window where an additional amount can be entered that will be added to all periods in this row.
- **Spread previous season** - divides the amount taking into account the amounts of the previous same period for the same account and item.
- **On sum field - Spread as add on** - By right-clicking on the amount field, it is possible to divide the additional amount into periods.

Example: The amount in the sum field Spread as add on divides the amount added by each month.

01.05.2022 5	01.06.2022 6	01.07.2022 7	01.08.2022 8	01.09.2022 9	01.10.2022 10	01.11.2022 11	01.12.2022 12	Sales sum
100000.00	100000.00	100000.00	100000.00	100000.00	100000.00	100000.00	100000.00	1200000.00
200000.00	200000.00	200000.00	200000.00	200000.00	200000.00	200000.00	200000.00	2400000.00
10000.00	10000.00	10000.00	10000.00	10000.00	10000.00	10000.00	10000.00	120000.00
20000.00	20000.00	20000.00	20000.00	20000.00	20000.00	20000.00	20000.00	240000.00

login0.directo.ee ütleb

Sisesta jagatav summa mida lisada

01.02.2022 2	01.03.2022 3	01.04.2022 4	01.05.2022 5	01.06.2022 6	01.07.2022 7	01.08.2022 8	01.09.2022 9	01.10.2022 10	01.11.2022 11	01.12.2022 12	Sales sum
100000.00	100000.00	100000.00	100000.00	100000.00	100000.00	100000.00	100000.00	100000.00	100000.00	100000.00	1200000.00
200000.00	200000.00	200000.00	200000.00	200000.00	200000.00	200000.00	200000.00	200000.00	200000.00	200000.00	2400000.00
10000.00	10000.00	10000.00	10000.00	10000.00	10000.00	10000.00	10000.00	10000.00	10000.00	10000.00	120000.00
20000.00	20000.00	20000.00	20000.00	20000.00	20000.00	20000.00	20000.00	20000.00	20000.00	20000.00	240000.00
0.00	0.00	0.00	0.00	0.00	0.00	0.00	0.00	0.00	0.00	0.00	0.00
330000.00	330000.00	330000.00	330000.00	330000.00	330000.00	330000.00	330000.00	330000.00	330000.00	330000.00	3960000.00

01.04.2022 4	01.05.2022 5	01.06.2022 6	01.07.2022 7	01.08.2022 8	01.09.2022 9	01.10.2022 10	01.11.2022 11	01.12.2022 12	Sales sum
100000.00	100000.00	100000.00	100000.00	100000.00	100000.00	100000.00	100000.00	100000.00	1200000.00
300000.00	300000.00	300000.00	300000.00	300000.00	300000.00	300000.00	300000.00	300000.00	3600000.00
10000.00	10000.00	10000.00	10000.00	10000.00	10000.00	10000.00	10000.00	10000.00	120000.00
20000.00	20000.00	20000.00	20000.00	20000.00	20000.00	20000.00	20000.00	20000.00	240000.00

Numbers in all fields can be changed. It is also possible to change objects, projects, customer and vendor codes on all lines.

Split the Budget E2022_2 -

Account	Description	Object	Project	by Customer	Supplier	01.01.2022 1	01.02.2022 2	01.03.2022 3	01.04.2022 4	01.05.2022 5	01.06.2022 6	01.07.2022 7	01.08.2022 8	01.09.2022 9	01.10.2022 10	01.11.2022 11	01.12.2022 12	Sales sum
Income																		
411001	Sale of goods	TALLINN				100000.00	100000.00	100000.00	100000.00	100000.00	100000.00	100000.00	100000.00	100000.00	100000.00	100000.00	100000.00	1200000.00
411001	Sale of goods	TARTU				300000.00	300000.00	300000.00	300000.00	300000.00	300000.00	300000.00	300000.00	300000.00	300000.00	300000.00	300000.00	3600000.00
412001	Sale of services	TALLINN				10000.00	10000.00	10000.00	10000.00	10000.00	10000.00	10000.00	10000.00	10000.00	10000.00	10000.00	10000.00	120000.00
412001	Sale of services	TARTU				20000.00	20000.00	20000.00	20000.00	20000.00	20000.00	20000.00	20000.00	20000.00	20000.00	20000.00	20000.00	240000.00
						0.00	0.00	0.00	0.00	0.00	0.00	0.00	0.00	0.00	0.00	0.00	0.00	0.00
Income						430000.00	430000.00	430000.00	430000.00	430000.00	430000.00	430000.00	430000.00	430000.00	430000.00	430000.00	430000.00	5160000.00
Costs																		
511101	Cost of goods	TALLINN				73333.33	73333.33	73333.33	73333.33	73333.33	73333.33	73333.33	73333.33	73333.33	73333.33	73333.33	73333.33	879999.96
511101	Cost of goods	TARTU				153333.33	153333.33	153333.33	153333.33	153333.33	153333.33	153333.33	153333.33	153333.33	153333.33	153333.33	153333.33	1839999.96
511103	Cost of goods	TALLINN				1000.00	1000.00	1000.00	1000.00	1000.00	1000.00	1000.00	1000.00	1000.00	1000.00	1000.00	1000.00	12000.00
511103	Cost of goods	TARTU				2000.00	2000.00	2000.00	2000.00	2000.00	2000.00	2000.00	2000.00	2000.00	2000.00	2000.00	2000.00	24000.00
521101	Rent	TALLINN				500.00	500.00	500.00	500.00	500.00	500.00	500.00	500.00	500.00	500.00	500.00	500.00	6000.00
521101	Rent	TARTU				666.67	666.67	666.67	666.67	666.67	666.67	666.67	666.67	666.67	666.67	666.67	666.67	8000.04
522107	Office supplies	TALLINN				500.00	500.00	500.00	500.00	500.00	500.00	500.00	500.00	500.00	500.00	500.00	500.00	6000.00
522107	Office supplies	TARTU				833.33	833.33	833.33	833.33	833.33	833.33	833.33	833.33	833.33	833.33	833.33	833.33	9999.96
						0.00	0.00	0.00	0.00	0.00	0.00	0.00	0.00	0.00	0.00	0.00	0.00	0.00
Costs						232166.66	232166.66	232166.66	232166.66	232166.66	232166.66	232166.66	232166.66	232166.66	232166.66	232166.66	232166.66	2785999.92
						197833.34	197833.34	197833.34	197833.34	197833.34	197833.34	197833.34	197833.34	197833.34	197833.34	197833.34	197833.34	2374000.08

Create Budget

When the desired result is reached, the Create Budget button creates a budget document for each period.

Budgets E2022_2 -

- salvestame
- 100031 01.01.2022
- 100032 01.02.2022
- 100033 01.03.2022
- 100034 01.04.2022
- 100035 01.05.2022
- 100036 01.06.2022
- 100037 01.07.2022
- 100038 01.08.2022
- 100039 01.09.2022
- 100040 01.10.2022
- 100041 01.11.2022
- 100042 01.12.2022


Done!

Close

Budgets may or may not be confirmed.

Deleting financial budget

When creating budgets, there are situations where some budgets need to be deleted. You can delete selected budgets at once with the **DELETE ALL FILTERED RECORDS** button.

 **DELETE ALL FILTERED RECORDS** button is available for users who have modification right for „Bulk-delete on documents browser“ in user rights.

Budgets

OPEN Number ➤ Add new Browse **DELETE ALL FILTERED RECORDS** Rows: 20 ➤ ◀ < 1 >


NUMBER	TYPE	DUE DATE	DESCRIPTION	REFERENCE	CHANGED	CHANGER	SOURCE	DOC NO	OK
100030	E2022_1	01.12.2021	2022 eelarve		26.11.2021	JANE			
100029	E2022_1	01.11.2021	2022 eelarve		26.11.2021	JANE			
100028	E2022_1	01.10.2021	2022 eelarve		26.11.2021	JANE			
100027	E2022_1	01.09.2021	2022 eelarve		26.11.2021	JANE			
100026	E2022_1	01.08.2021	2022 eelarve		26.11.2021	JANE			
100025	E2022_1	01.07.2021	2022 eelarve		26.11.2021	JANE			
100024	E2022_1	01.06.2021	2022 eelarve		26.11.2021	JANE			
100023	E2022_1	01.05.2021	2022 eelarve		26.11.2021	JANE			
100022	E2022_1	01.04.2021	2022 eelarve		26.11.2021	JANE			
100021	E2022_1	01.03.2021	2022 eelarve		26.11.2021	JANE			
100020	E2022_1	01.02.2021	2022 eelarve		26.11.2021	JANE			
100019	E2022_1	01.01.2021	2022 eelarve		26.11.2021 10:32:30	JANE			No
100011	1	01.11.2020			10.09.2021 11:41:57	JANE			Yes
100009	1	01.09.2020			10.09.2021	JANE			
100007	1	01.07.2020			10.09.2021	JANE			
100005	1	01.05.2020			10.09.2021	JANE			

Select the budgets you want to delete with the filters. Only the budgets in the list of filtered budgets will be deleted.

Budgets

OPEN Number ➤ Add new Browse **DELETE ALL FILTERED RECORDS**

NUMBER	TYPE	DUE DATE	DESCRIPTION	REFERENCE
<input type="text" value="q"/>	<input type="text" value="E2022_1"/>	<input type="text" value="q"/>	<input type="text" value="q"/>	<input type="text" value="q"/>
100030	E2022_1	01.12.2021	2022 eelarve	
100029	E2022_1	01.11.2021	2022 eelarve	
100028	E2022_1	01.10.2021	2022 eelarve	
100027	E2022_1	01.09.2021	2022 eelarve	

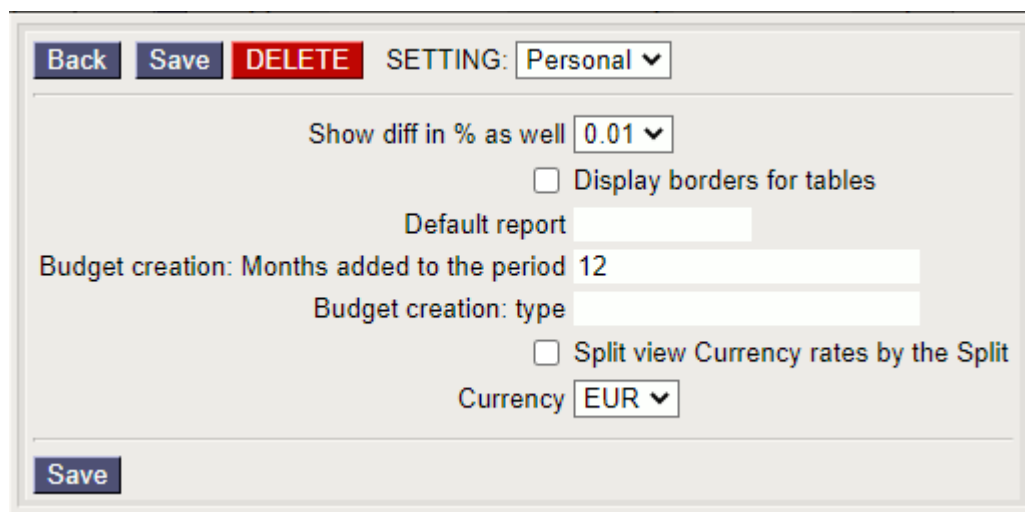
 It is possible to use several filters. While working with budgets, e.g. In the explanation box, write a word that makes it easy to filter and, if necessary, delete after.

Financial Budget reporting

The function of comparing the periods of the income statement is used to control the filling of the financial budget. It is possible to compare up to twelve different periods at a time. There are three

periods in the options, but you can add them using the + button next to the last available period filter.

It is also possible to turn on the display of the percentage difference under fine-tuning and set the percentage of decimal places.



The source for the different period numbers can be actual financial entries or budget entries with a specific code. The difference between the amounts of the periods can be viewed from the perspective of difference or performance. To do this, next to the period, you need to choose which other period the data will be compared with and determine how the financial and percentage difference is calculated.

Example: A budget with CONSTRUCTION type has been prepared for year 2021 where 500 euros sales revenue is forecasted in Estonia and 1000 euros for exports. In reality the earnings are 750 euros in Estonia and 2000 euros in export markets. The results of the reports with different options are as follows.

1. Option F-

Income Statement				
1. Period	01.01.2021	: 31.12.2021	Compare	Project
CONSTRUC	01.01.2021	: 31.12.2021	1 F--	Customer
3. Period		:	1 +	Supplier
Language	English		(split)	<input type="checkbox"/> split objects <input type="checkbox"/> with name <input type="checkbox"/>
Unit/round	0,01			<input type="checkbox"/> remove close
	01.01.2021 CONSTRUCTION:01.01.2021			Diff Fulfilled%
	31.12.2021 CONSTRUCTION:31.12.2021			(I-II) (II/I)
Operating income				
*	2 750,00	1 500,00	1 250,00	183,33%
1.Net turnover				
411002 Sales in Estonia	750,00	500,00	250,00	150,00%
411005 Export	2 000,00	1 000,00	1 000,00	200,00%
Total 1.Net turnover	2 750,00	1 500,00	1 250,00	183,33%

Revenue is 1250 euros higher than in the budget, so the budget is 183.33% filled.

2. Option F+

Kasumiaruanne II

1. Periood 01.01.2021 : 31.12.2021 Võrreldav Projekt ARUANNE ARU

EHITUS 01.01.2021 : 31.12.2021 1 T-1 Klient OBJEKT

3. Periood : 1 Hankija VALUUTA

Keel Vaikimisi (Laiali) eralda objektid nimega tasemed

Ühik/täpsus 0,01 Sügavus (kõik)

	01.01.2021	EHITUS:01.01.2021	31.12.2021	EHITUS:31.12.2021	Vahe (I-II)	Täidetud% (I/II)
Äritulud"sa						
Asi	2 750,00		1 500,00		1 250,00	54,55%
1. Realiseerimise netokäive						
3011 Müük Eestis	750,00		500,00		250,00	66,67%
3015 Eksport	2 000,00		1 000,00		1 000,00	50,00%
KOKKU 1. Realiseerimise netokäive	2 750,00		1 500,00		1 250,00	54,55%
3. Kapitalis. väljaminekud oma t. põhivara						

Revenue is 1250 euros higher than in the budget, so the budget is 54.55% of revenue.

3. Option F++

Kasumiaruanne II

1. Periood 01.01.2021 : 31.12.2021 Võrreldav Projekt ARUANNE ARU

EHITUS 01.01.2021 : 31.12.2021 1 T+ Klient OBJEKT

3. Periood : 1 Hankija VALUUTA

Keel Vaikimisi (Laiali) eralda objektid nimega tasemed

Ühik/täpsus 0,01 Sügavus (kõik)

	01.01.2021	EHITUS:01.01.2021	31.12.2021	EHITUS:31.12.2021	Vahe (II-I)	Täidetud% (I/II)
Äritulud"sa						
Asi	2 750,00		1 500,00		-1 250,00	54,55%
1. Realiseerimise netokäive						
3011 Müük Eestis	750,00		500,00		-250,00	66,67%
3015 Eksport	2 000,00		1 000,00		-1 000,00	50,00%
KOKKU 1. Realiseerimise netokäive	2 750,00		1 500,00		-1 250,00	54,55%

Budget is 1250 euros lower than the actual revenue and makes 54.44% of it.

4. Option F+-

Kasumiaruanne II

1. Periood 01.01.2021 : 31.12.2021 Võrreldav Projekt ARUANNE ARU

EHITUS 01.01.2021 : 31.12.2021 1 T+ Klient OBJEKT

3. Periood : 1 Hankija VALUUTA

Keel Vaikimisi (Laiali) eralda objektid nimega tasemed

Ühik/täpsus 0,01 Sügavus (kõik)

	01.01.2021	EHITUS:01.01.2021	31.12.2021	EHITUS:31.12.2021	Vahe (II-I)	Täidetud% (I/II)
Äritulud"sa						
Asi	2 750,00		1 500,00		-1 250,00	183,33%
1. Realiseerimise netokäive						
3011 Müük Eestis	750,00		500,00		-250,00	150,00%
3015 Eksport	2 000,00		1 000,00		-1 000,00	200,00%
KOKKU 1. Realiseerimise netokäive	2 750,00		1 500,00		-1 250,00	183,33%

Budget is 1250 eurose lower than the actual revenue, so the budget is 183.33% filled.

5. Option D-

Kasumiaruanne II

1. Periood 01.01.2021 : 31.12.2021 Võrreldav Projekt ⊕ Aruanne ARU

EHITUS 01.01.2021 : 31.12.2021 1 V-- Klient ⊕ Objekt

3. Periood : 1 + Hankija ⊕ Valuuta

Keel Vaikimisi (Laiali) eralda objektid nimega tasemed

Ühik/täpsus 0,01 Sügavus (kõik)

	01.01.2021	EHITUS:01.01.2021	31.12.2021	EHITUS:31.12.2021	Vahe (I-II)	Vahe% (II/I)
Äritulud"sa						
Asi	2 750,00		1 500,00		1 250,00	83,33%
1. Realiseerimise netokäive						
3011 Müük Eestis	750,00		500,00		250,00	50,00%
3015 Eksport	2 000,00		1 000,00		1 000,00	100,00%
KOKKU 1. Realiseerimise netokäive	2 750,00		1 500,00		1 250,00	83,33%

Revenue exceeds the budget by 1250 euros or 83.33%

6. Option D+

Kasumiaruanne II

1. Periood 01.01.2021 : 31.12.2021 Võrreldav Projekt ⊕ Aruanne ARU

EHITUS 01.01.2021 : 31.12.2021 1 V-- Klient ⊕ Objekt

3. Periood : 1 + Hankija ⊕ Valuuta

Keel Vaikimisi (Laiali) eralda objektid nimega tasemed

Ühik/täpsus 0,01 Sügavus (kõik)

	01.01.2021	EHITUS:01.01.2021	31.12.2021	EHITUS:31.12.2021	Vahe (I-II)	Vahe% (II/I)
Äritulud"sa						
Asi	2 750,00		1 500,00		1 250,00	-45,45%
1. Realiseerimise netokäive						
3011 Müük Eestis	750,00		500,00		250,00	-33,33%
3015 Eksport	2 000,00		1 000,00		1 000,00	-50,00%
KOKKU 1. Realiseerimise netokäive	2 750,00		1 500,00		1 250,00	-45,45%

Revenue exceeds the budget by 1250 euros and the budget is 45.45% less than the revenue.

7. Option D++

Kasumiaruanne II

1. Periood 01.01.2021 : 31.12.2021 Võrreldav Projekt ⊕ Aruanne ARU

EHITUS 01.01.2021 : 31.12.2021 1 V+ Klient ⊕ Objekt

3. Periood : 1 + Hankija ⊕ Valuuta

Keel Vaikimisi (Laiali) eralda objektid nimega tasemed

Ühik/täpsus 0,01 Sügavus (kõik)

	01.01.2021	EHITUS:01.01.2021	31.12.2021	EHITUS:31.12.2021	Vahe (II-I)	Vahe% (II/I)
Äritulud"sa						
Asi	2 750,00		1 500,00		-1 250,00	-45,45%
1. Realiseerimise netokäive						
3011 Müük Eestis	750,00		500,00		-250,00	-33,33%
3015 Eksport	2 000,00		1 000,00		-1 000,00	-50,00%
KOKKU 1. Realiseerimise netokäive	2 750,00		1 500,00		-1 250,00	-45,45%

Budget is 1250 euros and 45.45% lower than the actual revenue.

8. Option D+-

Kasumiaruanne II				
1. Periood	01.01.2021	: 31.12.2021	Võrreldav	Projekt
EHITUS	01.01.2021	: 31.12.2021	1	V+
3. Periood		:	1	
Keel	Vaikimisi	(Laiali)	<input type="checkbox"/>	eralda objektid
Ühik/täpsus	0,01	Sügavus	(kõik)	<input type="checkbox"/>
		<input type="checkbox"/>	nimega	<input type="checkbox"/>
			tasemed	
	01.01.2021	EHITUS:01.01.2021		Vahe
	31.12.2021	EHITUS:31.12.2021		Vahe%
				(II-I)
				(III/I)
Äritulud"sa				
Asi	2 750,00	1 500,00	-1 250,00	83,33%
1. Realiseerimise netokäive				
3011 Müük Eestis	750,00	500,00	-250,00	50,00%
3015 Eksport	2 000,00	1 000,00	-1 000,00	100,00%
KOKKU 1. Realiseerimise netokäive	2 750,00	1 500,00	-1 250,00	83,33%

Budget is 1250 euros less than the actual revenue and revenue exceeds the budget by 83.33%



If it is not specified in the fine-tuning that the difference is also shown as a percentage, there are half as many options as only financial differences can be shown. The options are:

- F-
- F+
- D-
- D+

Müügieelarve

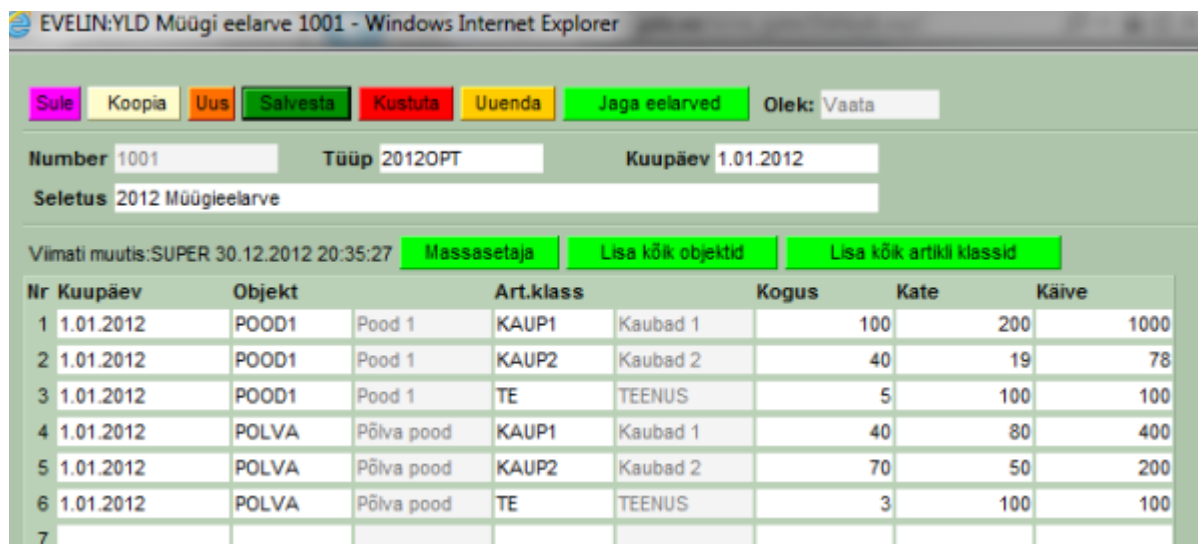
MÜÜK > Seadistused > Müügi eelarved

Eelarve tegemiseks vajutada Lisa uus, mispeale avaneb aken, kus tuleb määrata eelarve alguse kuupäev ja eelarve tüüp, samuti teha valik, mille suhtes eelarvestama hakatakse. Samamoodi võib ühte perioodi luua mitmeid erinevaid eelarveid (neid eristab tüüp, nt optimistlik, pessimistlik).

Peale salvestamist avatakse earlarve dokument valitud väljadega.



Siin on võimalik abiks ridadele lisada kõik objektid või artikliklassid, samuti on võimalik tabel ette teha Excelis ja see siia massasetada. Kui on soov kasutada ka siin earlarve jagamist või sisestatakse iga kuu/period omaette dokumendile, siis pole reale kuupäeva salvestamine vajalik, sest mõjub päise oma, see lisatakse salvestamisel ridadele automaatselt.



Kui sisestada alustuseks nt aasta earlarve, siis saab seda jällegi jagada nupu Jaga earlarved abil. Avanev vaheaken on sarnane finantseelarve jagamise vaheaknale. Erinevuseks on see, kas earlarve luuakse samale dokumendile või iga period omaette dokumendile. Selguse huvides võiks igasse perioodi oma dokumendi luua.



Edasi Eelarve jagamise aknas kehtivad samad reeglid ja võimalused, mis finantseelarve juures.

Eelarve jagamine 2012OPT - 1001															
Tagasi					Kvaliteet										
Objekt	Art.klass				1.01.2012	1.02.2012	1.03.2012	1.04.2012	1.05.2012	1.06.2012	1.07.2012	1.08.2012	1.09.2012	1.10.2012	
					1	2	3	4	5	6	7	8	9	10	
POOD1	Pood 1	KAUP1	Kaubad 1	Kogus:	9.00	9.00	9.00	9.00	9.00	9.00	9.00	9.00	9.00	9.00	
				Kate:	16.67	16.67	16.67	16.67	16.67	16.67	16.67	16.67	16.67	16.67	16.67
				Käive:	83.33	83.33	83.33	83.33	83.33	83.33	83.33	83.33	83.33	83.33	83.33
POOD1	Pood 1	KAUP2	Kaubad 2	Kogus:	1.00	1.00	1.00	1.00	1.00	1.00	1.00	1.00	1.00		
				Kate:	1.58	1.58	1.58	1.58	1.58	1.58	1.58	1.58	1.58	1.58	
				Käive:	6.50	6.50	6.50	6.50	6.50	6.50	6.50	6.50	6.50	6.50	
POOD1	Pood 1	TE	TEENUS	Kogus:	1.00	1.00	1.00	1.00	1.00	1.00	1.00	1.00	1.00		
				Kate:	8.33	8.33	8.33	8.33	8.33	8.33	8.33	8.33	8.33	8.33	
				Käive:	8.33	8.33	8.33	8.33	8.33	8.33	8.33	8.33	8.33	8.33	
POLVA	Põlva pood	KAUP1	Kaubad 1	Kogus:	3.33	3.33	3.33	3.33	3.33	3.33	3.33	3.33	3.33		
				Kate:	6.67	6.67	6.67	6.67	6.67	6.67	6.67	6.67	6.67	6.67	
				Käive:	33.33	33.33	33.33	33.33	33.33	33.33	33.33	33.33	33.33	33.33	
POLVA	Põlva pood	KAUP2	Kaubad 2	Kogus:	5.83	5.83	5.83	5.83	5.83	5.83	5.83	5.83	5.83		
				Kate:	4.17	4.17	4.17	4.17	4.17	4.17	4.17	4.17	4.17	4.17	
				Käive:	16.67	16.67	16.67	16.67	16.67	16.67	16.67	16.67	16.67	16.67	
POLVA	Põlva pood	TE	TEENUS	Kogus:	3.00	0.00	0.00	0.00	0.00	0.00	0.00	0.00	0.00		
				Kate:	8.33	8.33	8.33	8.33	8.33	8.33	8.33	8.33	8.33	8.33	
				Käive:	8.33	8.33	8.33	8.33	8.33	8.33	8.33	8.33	8.33	8.33	
					Kogus:	23.16	20.16	20.16	20.16	20.16	20.16	20.16	20.16		
					Kate:	45.75	45.75	45.75	45.75	45.75	45.75	45.75	45.75		
					Käive:	156.49	156.49	156.49	156.49	156.49	156.49	156.49	156.49		

Kui numbrid laiali jagatud, siis vajutada Loo eelarved nuppu. Võrdlemist reaalsete tulemuste ja eelarve vahel saab teostada aruandest MÜÜK>Graafikud müük.

From:

<https://wiki.directo.ee/> - Directo Help

Permanent link:

<https://wiki.directo.ee/en/eelarve?rev=1642664193>

Last update: **2022/01/20 09:36**

