

Sisukord

- BI Direct** 3
- Introduction** 3
- API Key** 3
- Access to the Interface (URL)** 3
- Pricing** 4
- Testing** 4
- General** 4
- Components** 4

BI Direct

Introduction

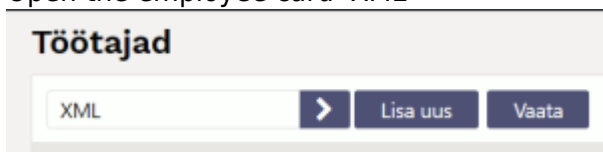
BI Direct is an interface with a shared access point where each component can be selected separately. The fields of the interface components are „locked“ and always identical across all databases. Development is carried out based on the shared solution principle. The interface can be activated and does not require any development work from Directo’s side. The necessary components must be agreed upon in advance. The interface is designed with BI (Business Intelligence) needs in mind and is suitable for use only with BI solutions.

API Key

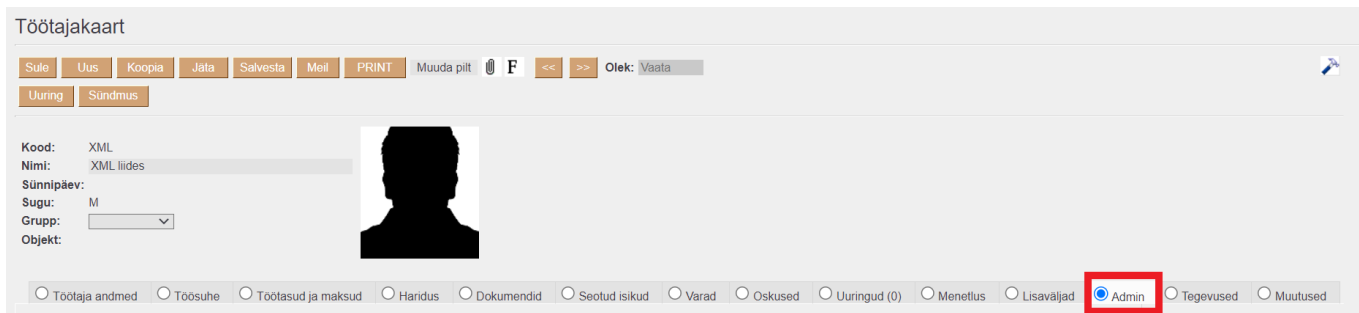
To find the interface XML key and forward it to the developer:

Log in to Directo with a user who has SUPER rights


Open the employee card ‘XML’



Go to the Admin tab



Scroll to the section XML interfaces \

On the required interface row, click the button  to view the key

Access to the Interface (URL)

Access to the interface is via the POST method, form/urlencoded, using the following URL:
https://login.directo.ee/xmlcore/cap_bi/xmlcore.asp

Access requires a token. The token replaces both the appkey and the database name used in older interface types. The token must be sent via POST as the variable TOKEN (similarly to an HTML form post) to the given URL to receive a response.

If the token is incorrect or sent improperly, the response will be <result type=„5“ desc=„Unauthorized“/> and if the variable TOKEN is missing, the response will be <err>token required</err>.

curl example

```
curl --location 'https://login.directo.ee/xmlcore/cap_bi/xmlcore.asp' \
--header 'Content-Type: application/x-www-form-urlencoded' \
--data-urlencode 'token=.....' \
--data-urlencode 'get=1' \
--data-urlencode 'what=xxxxx' \
--data-urlencode 'ts=xx.xx.xxxx'
```

Pricing

The price depends on the selected components, with a 20% discount applied. Output of deleted documents is included free of charge.

[View price list](#)

Testing

BI Direct interface testing link: https://login.directo.ee/xmlcore/cap_bi/webupload.html

General

Output interfaces display all records — filtering can be done using query filters.

Each output may be requested up to 3 times per day!

Components

Selectable components

Component (what)	Schema (XSD)	Filters
invoice	ws_arved.xsd	number, customercode, transactiondate, date1, date2, ts
receipt	ws_laekumised.xsd	number, date1, date2, ts
order	ws_tellimused.xsd	number, customercode, class, date1, date2, ts
customer	ws_kliendid.xsd	code, loyaltycard, regno, email, phone, closed, ts
purchase	ws_oarved.xsd	number, date1, date2, supplier, confirmed, status, ts
item	ws_artiklid.xsd	class, code, type, barcode, supplier, supplieritem, closed, ts

Component (what)	Schema (XSD)	Filters
project	ws_projektid.xsd	code, customer, supplier, orderer, contract, closed, ts
stockreceipt	ws_sissetulekud.xsd	number, date1, date2, supplier, confirmed, ts
delivery	ws_lahetused.xsd	number, customer, type, status, ts
object	ws_objektid.xsd	code, master, type, level
user	ws_kasutajad.xsd	code, employee, internalcode, idnumber, closed, email, ts
supplier	ws_hankijad.xsd	code, regno, email, closed, ts
priceformularow	ws_hinnavalemid.xsd	code, item, class, ts
account	ws_kontod.xsd	code, closed, class
stocklevel	ws_laoseis.xsd	code, stock, ts
transactionrow	ws_kanderead.xsd	number, date1, date2, type, object, project, supplier, customer, rowdate1, rowdate2, ts
itemclass	ws_artikliklassid.xsd	code, master
delete	ws_kustutamised.xsd	number, code, document, ts
payment	ws_tasumised.xsd	number, date1, date2, reference, confirmed, ts

From:
<https://wiki.directo.ee/> - **Directo Help**

Permanent link:
https://wiki.directo.ee/en/bi_direct?rev=1760015909

Last update: **2025/10/09 16:18**

